

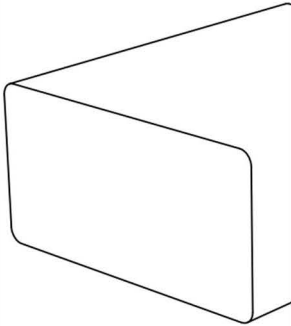
Owner Manual



OTTOMAN

WARRANTY

We strive to offer high quality product and we also try our best to satisfy each customer that order from us, no matter on products or services as needed. Each customer receives a record of their order, such as the order number or item receipt. For any items that are out of warranty period, you may still be able to purchase the replacement parts from our company if they are available.



MAINTENANCE AND WARNING

Please read the manual thoroughly
before you start installing.

Please keep the product away from
sharp object.

Packaging and small parts may have
chocking hazard, please keep them away
from children and pets.

Please clean the product according to each
clean code, check the product description
for more information.

Please keep the product away from
fire.

If you have any other questions, please
contact us, we will be glad to help you out.

If the product is placed under direct
sunlight, the pattern or color might fade
away overtime.

Check the product periodically to make
sure everything is secured and tightened.

Always use proper tools for installation.

Do not jump on the product.



Around 5 min

PRODUCT DESCRIPTION

Premium Corduroy Fabric – Upholstered in soft, durable corduroy with a unique textured finish, resistant to stains and daily wear, maintaining a clean, stylish look.

Full Foam Compression – The ottoman's fully compressed foam structure provides long-lasting comfort and support for sitting or lounging.

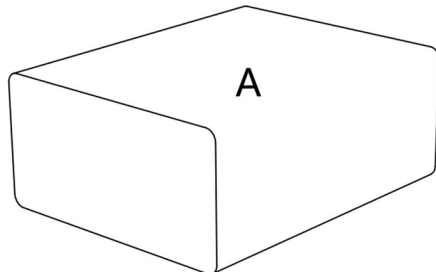
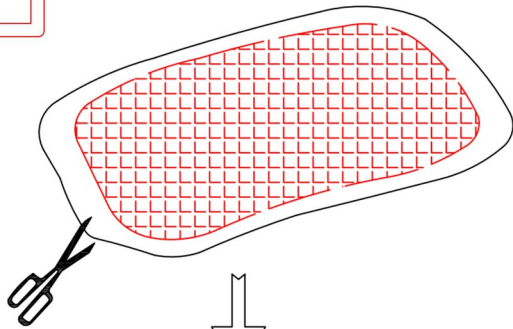
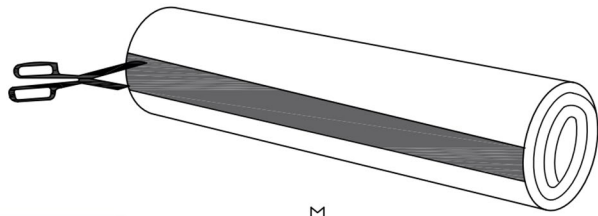
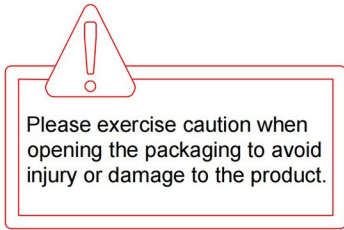
Spring Core Cushioning – Integrated spring-filled cushion enhances seating comfort, giving a plush yet supportive feel.

Modular Connectivity – Velcro fasteners at the base allow secure attachment to other sofa modules, enabling customized arrangements to fit any space.

Stability Features – Non-slip pads prevent sliding on different floor types, ensuring safety and stability during use, whether used alone or in combination.

step 1

Take out the roll of compressed product from the box.
Cut open the compression bag along the paper strip on the roll bag. Remove the sofa and let them rest to recover their shape. Full recovery may take up to **72** hours, but you can gently slap the sofa to speed up the process.



step 2

Each carton includes a piece of felt fabric. Attach it to the Velcro strips at the bottom of the sofa to connect the individual modules together. If you are using a single sofa module and do not need to combine multiple pieces, this felt fabric is not required.

