

VEVOR[®]

TOUGH TOOLS, HALF PRICE

Technical Support and E-Warranty Certificate www.vevor.com/support

Candy Vending Machine

We continue to be committed to provide you tools with competitive price.

"Save Half", "Half Price" or any other similar expressions used by us only represents an estimate of savings you might benefit from buying certain tools with us compared to the major top brands and does not necessarily mean to cover all categories of tools offered by us. You are kindly reminded to verify carefully when you are placing an order with us if you are actually saving half in comparison with the top major brands.

VEVOR®

TOUGH TOOLS, HALF PRICE

Candy Vending Machine

MODEL: AK19-08

(RED / YELLOW / BLACK)



MODEL: AK29-11

(BLUE)



NEED HELP? CONTACT US!

Have product questions? Need technical support? Please feel free to contact us:

Technical Support and E-Warranty Certificate
www.vevor.com/support

This is the original instruction, please read all manual instructions carefully before operating. VEVOR reserves a clear interpretation of our user manual. The appearance of the product shall be subject to the product you received. Please forgive us that we won't inform you again if there are any technology or software updates on our product.

PRODUCT PARAMETERS

Product Name:	Candy Vending Machine	
Model:	Ak19-08	ak29-11
Product size:	435x420x1115 mm	355x355x1270mm
Product Color:	Red / Yellow / Black Three types	Blue
Candy Box:	3PCS	4PCS
Candy capacity:	Approx 8LBS / Candy Box	
Gumball capacity:	Approx 320 of 1" gumballs / Candy Box	
Coin type:	Twenty-five cents	

USE PRECAUTIONS

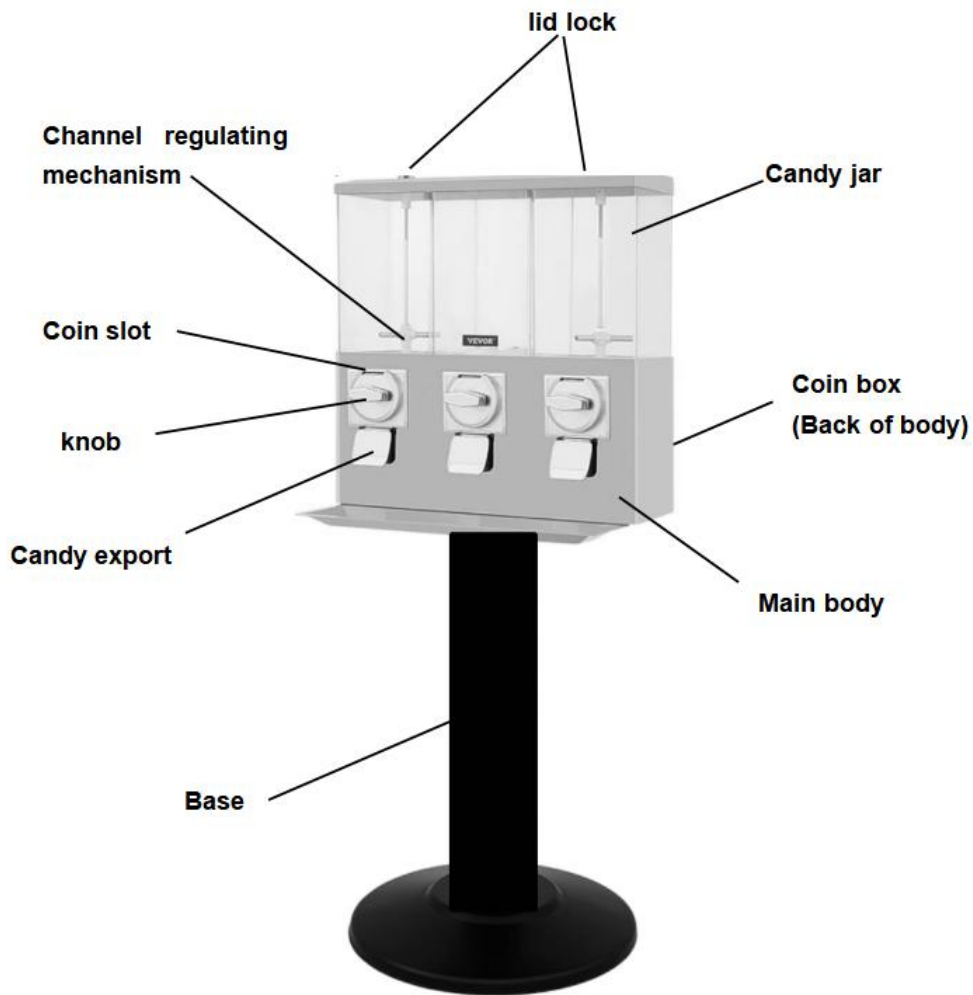


WARNING:

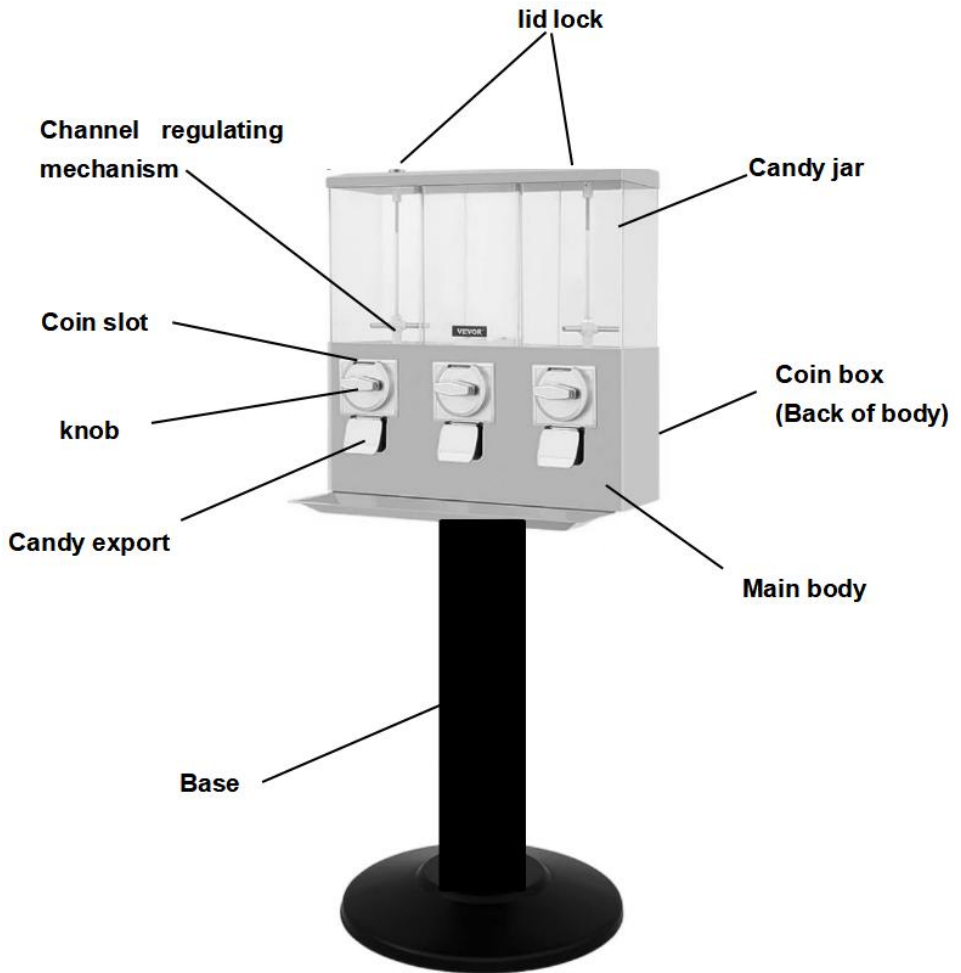
1. vending machines are designed to work with 0.9-1.3 inch bubble gum/Little twisted egg/single force ball. Capsules or balls of different sizes will not function with this machine.
2. Please use a clean cloth to clean the sugar bin before pouring the candy;
3. Do not pull violently when using it.
4. Please set candies within the parameters described in the specification.
5. Please do not set the product outdoors to avoid rain.

SAVE THESE INSTRUCTIONS

Product introduction



Model:AK19-08



Model:AK29-11

User guide

1.Candy aisle setup

- A)** Unlock and open globe lid by unscrewing lock.
- B)** Remove two post screws holding globe to hopper.
- C)** Remove candy brush plate from the hopper
- D)** Lift up adjuster plate and move to the desired wheel setting

notch(fig.2). notch #1 (the notch to the far left) is for the smallest vends and notch#5 is for the largest vends. If desired, the adjuster plate can be removed entirely for vending large products such as peanut M&M.

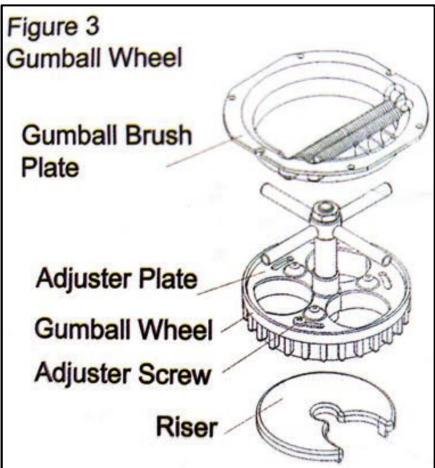
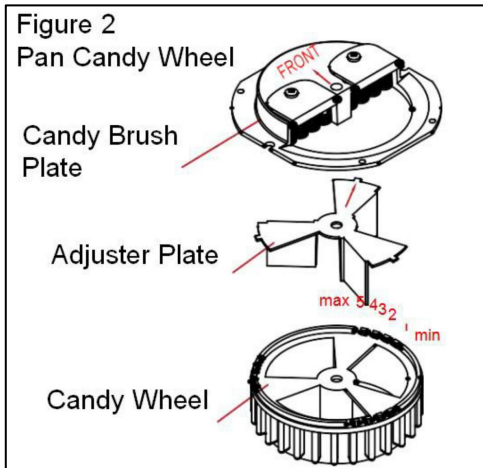
E)You need to use the 1-3/8" gumball wheel and brush plate for gumballs or capsules. The gumball wheel is installed by first installing the riser (Fig.3). The riser's opening must face the front of the vendor. Next, install a gumball wheel so that one of the vending holes is positioned over the opening in the riser. Install the gumball brush plate. Loosen the one (1) adjustment screw on top of the gumball wheel located next to each gumball cavity. Turn the adjustment wheel to adjust the opening according to the vented product. The springs on the gumball brush plate must be towards the coin mechanism or the front of the vendor.

2.To retrieve coins:

Open the coin box with the key and take out the coins

Note: do not over tighten the lock as only a snug fit is necessary.

If you have any questions about our product, please get in touch with our customer service; thank you!



Cleaning

-Clean the candy jar regularly with a soft cloth and remove the coins inside the body

Manufacturer: Shanghaimuxinmuyeyouxiangongsi

Address: Shuangchenglu 803nong11hao1602A-1609shi, baoshanqu, shanghai 200000 CN.

Imported to AUS: SIHAO PTY LTD. 1 ROKEVA

STREETEASTWOOD NSW 2122 Australia

Imported to USA: Sanven Technology Ltd. Suite 250, 9166 Anaheim Place, Rancho Cucamonga, CA 91730

UK	REP
-----------	------------

YH CONSULTING LIMITED.

C/O YH Consulting Limited Office 147, Centurion House, London Road, Staines-upon-Thames, Surrey, TW18 4AX

EC	REP
-----------	------------

E-CrossStu GmbH.

Mainzer Landstr.69, 60329 Frankfurt am Main.

VEVOR[®]

TOUGH TOOLS, HALF PRICE

Technical Support and E-Warranty Certificate

www.vevor.com/support