

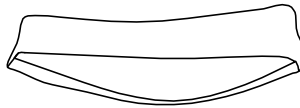
ASSEMBLY INSTRUCTION

SLIPCOVER SOFA-94"

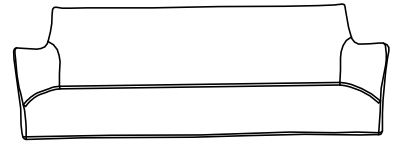
Components



A
X2



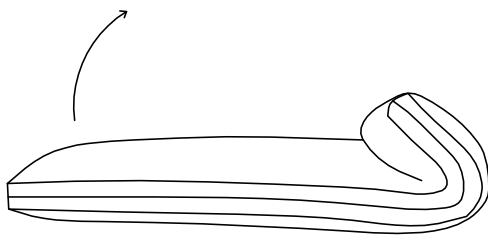
B
X1



C
X1

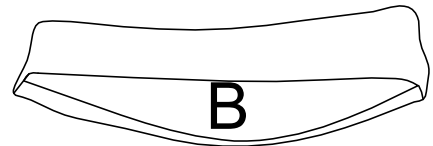
Assembly steps

①

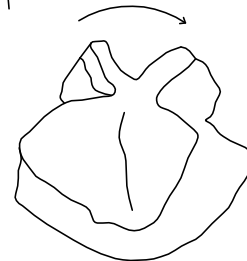


back cushion insert

②



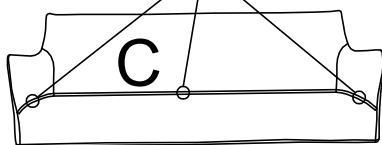
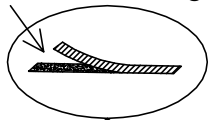
Insert seat cushion
and smooth cover




seat cushion insert

③

Remove the protective strips
from Velcro for fixing




Line up cover corner
seam to frame corner



frame w/o cover

④



Suggest leaving 0.5" clearance
from cover to floor