




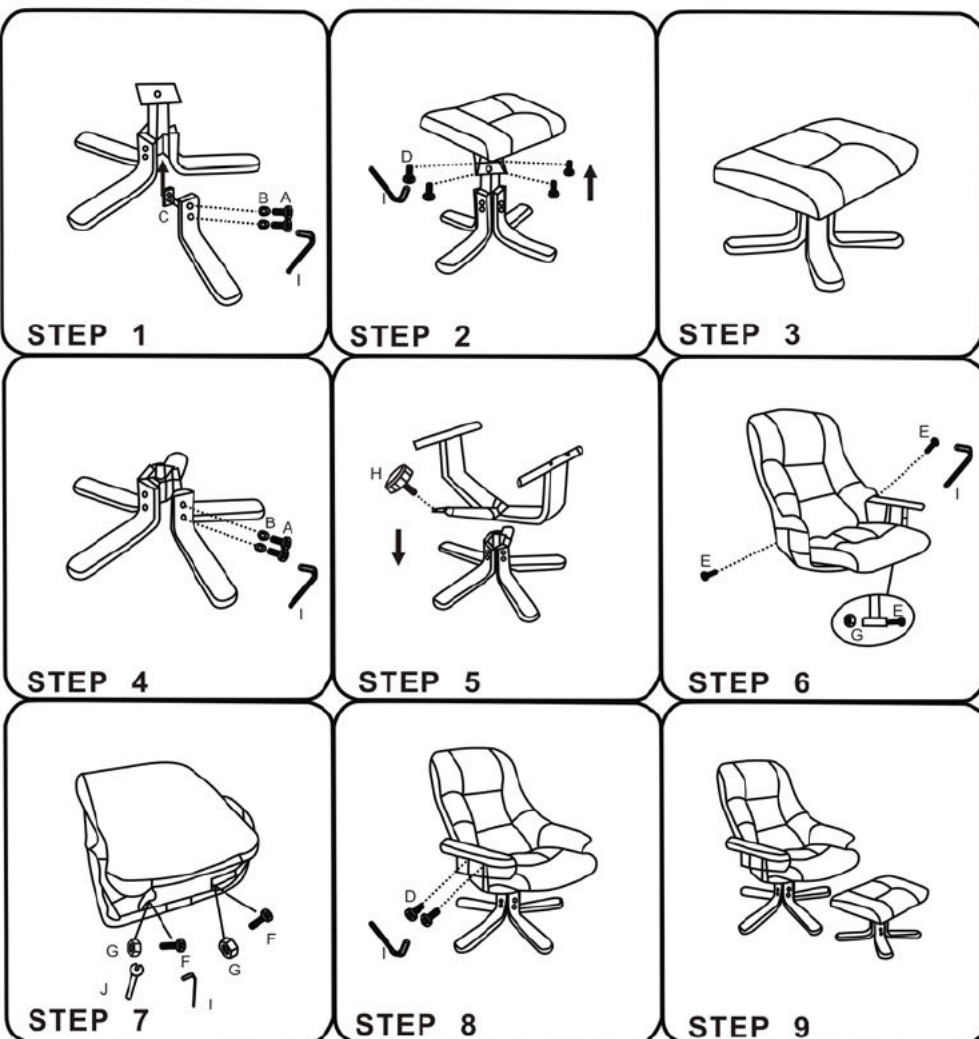


Assembly Instruction

KEY	QTY	DESCRIPTION
A	18	 M8*35mm
B	18	 M8*22*2mm
C	4	
D	8	 M6*20mm
E	3	 M8*65mm
F	2	 M8*25mm

KEY	QTY	DESCRIPTION
G	3	 M8
H	1	
I	1	 M6
J	1	 13#



WARNING:

1. DO NOT STAND ON THIS CHAIR. DO NOT USE THIS CHAIR AS STEP LADDER.
2. USE THIS CHAIR ONLY FOR SEATING ONE PERSON AT A TIME
3. DO NOT USE THIS CHAIR UNLESS ALL BOLTS SCREWS AND KNOBS FIRMLY SECURED.
4. CHECK ALL BOLTS SCREWS AND KNOBS ON A REGULAR BASIS.
5. THIS CHAIR SHOULD NOT BE USED WITH DAMAGED OR MISSING PARTS. CONTACT AN AUTHORISED SERVICE PROVIDE TO REPAIR OR REPLACE PARTS DAMAGED OR MISSING.
6. FAILURE TO FOLLOW THESE WARNINGS COULD RESULT IN SERIOUS INJURY.