



1. Door support rod\* 3pcs



2. Ground nail \* 16pcs


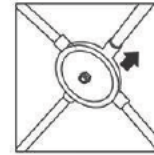


3. Wind rope \* 6pcs

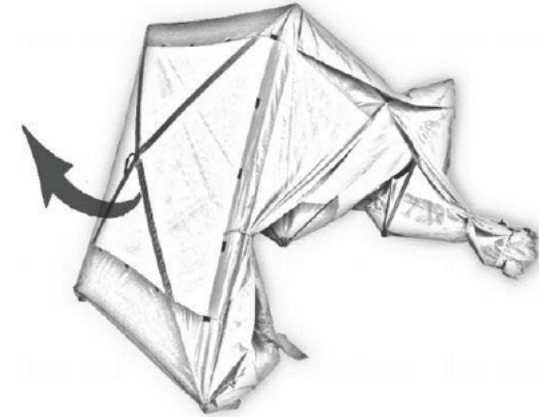


4. Canopy pole\* 2sets

Step 1: Open the tent



Step 2: Hold the outer webbing of the HUB head and pull it outward



Step 3: Pull the side outward with equal force



Step 4: Unfold the top (push from the bottom up)



Step 5: Secure the wind rope and ground nail  
Install the "1" door rod on both sides of the door and Over



\* Storage: When storage, first take out "1" (door rod), and then push each side from the outside to the inside, and the tent will be collected