

Instruction Manual

Please save this manual for future reference.





Product Name:	Four Drawer Accent Chest
----------------------	--------------------------

Thank you for purchasing this Home product. This product has been manufactured with the highest standards of safety and quality.





PLEASE READ ALL INSTRUCTIONS BEFORE ASSEMBLY.

Unpack all parts from Styrofoam and bubble wrap inside the carton to ensure there are no missing or damaged parts. If any parts are missing or damaged, do not attempt to assemble or use the product.

CARTON CONTENTS:

			
Cabinet 1pc	Metal Legs 4pcs	Screws 12pcs	Allen Wrench 1pc

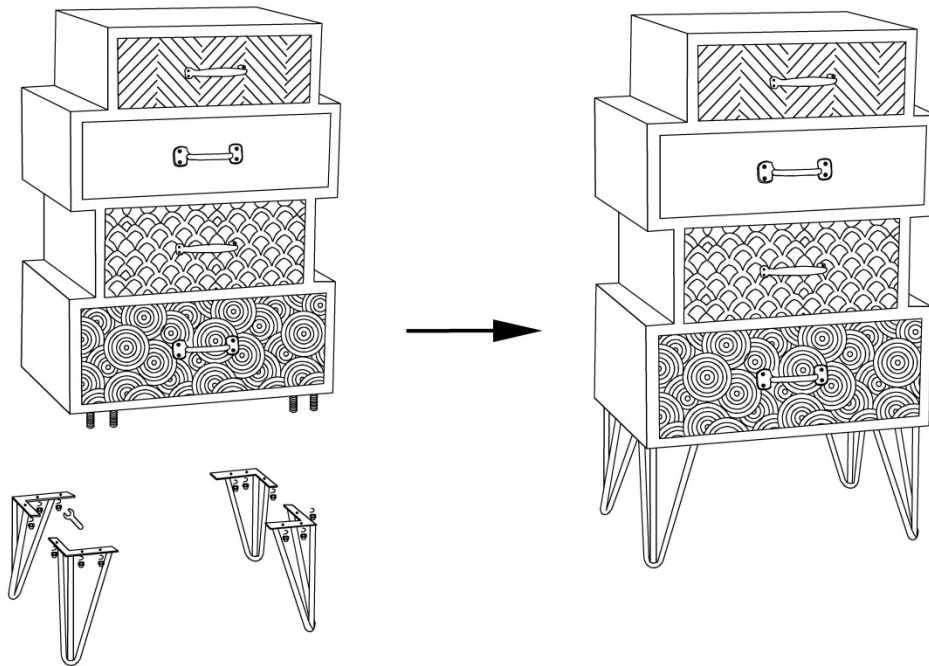
Anti-Tip Restraint Kit

			
(A) Wall Brackets 2pc	(B) 15mm Screw 1pc (C) 36mm Screw 1pc	(D) Nylon Strap 1pc	(E) Wall Anchor 1pc


Instruction Manual

Please save this manual for future reference.

Cabinet Assembly:



Tighten each screw firmly. DO NOT over tighten any of the screws as this may cause stripping. When using power tools, be careful not to damage the wood.

 **Warning:** DO NOT sit or stand on the table as this may damage the product and cause serious bodily injury.

Anti-Tip Instructions

