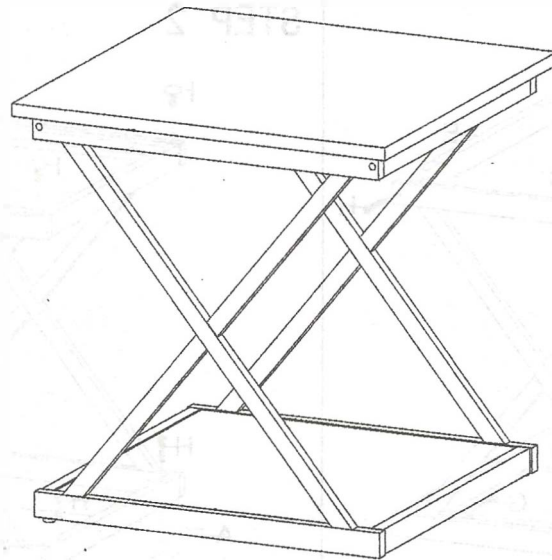






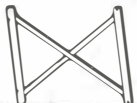





CHAIR & TABLE COMPANY

ASSEMBLY INSTRUCTIONS

Side Table



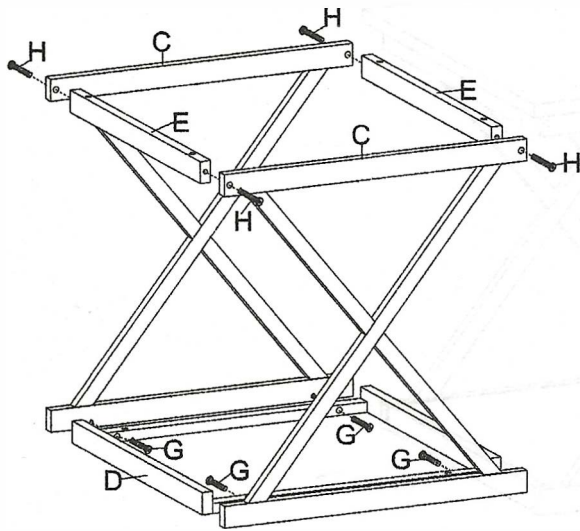
Thank you for purchasing this Chair & Table Company product. This product has been designed for easy assembly and is constructed for durability. Please take the time to read and follow the assembly instructions carefully. If a part or hardware is missing or you have any difficulties in assembling this product, Please contact us.

NO	PART	DESCRIPTION	QTY	NO	PART	DESCRIPTION	QTY
A		Top Panel	1PC	F		Bolt M6×25mm	4PCS
B		Bottom Panel	1PC	G		Bolt M6×30mm	4PCS
C		Side Frame	2PCS	H		Bolt M6×40mm	8PCS
D		Bottom Frame	1PC	I		Metal Leg Pad Ø15	4PCS
E		Top Rail	2PCS	J		Allen Wrench 4×4mm	1PC

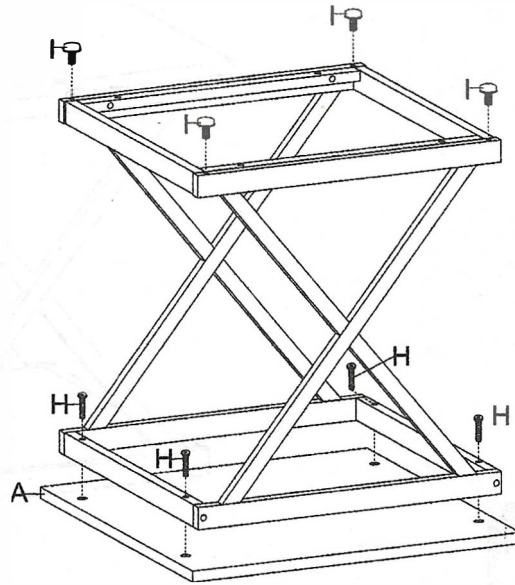
CHAIR & TABLE COMPANY

ASSEMBLY INSTRUCTIONS Side Table

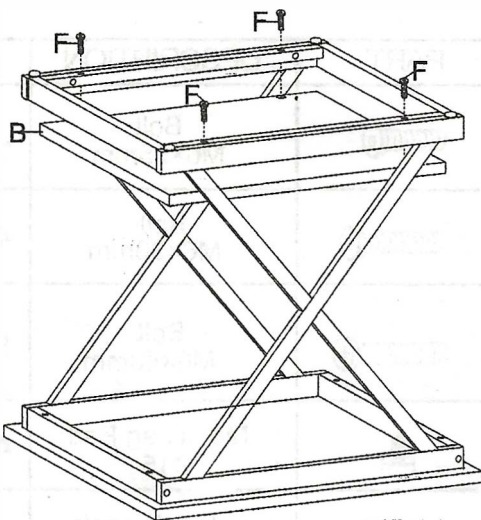
STEP 1



STEP 2



STEP 3



STEP 4

