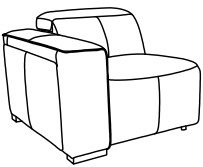

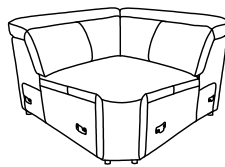
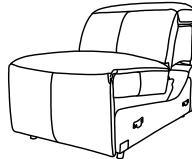
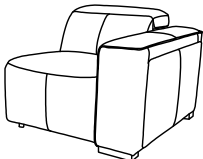


# Assembly Instruction

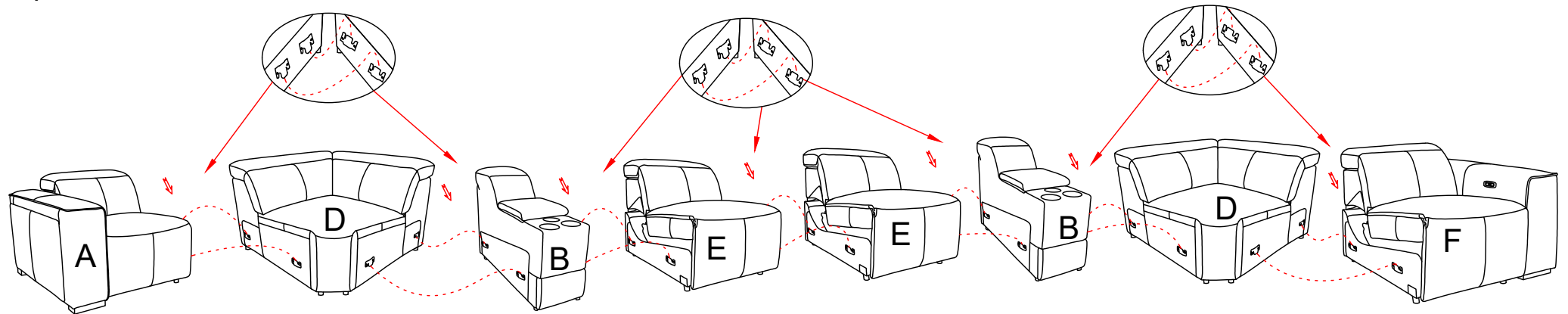
Thank you for purchasing this quality product! Make sure all components and small hardware parts are included in the package before you start to assemble the product.

MODEL: 1224-8.4UNC

## Components List

<b>A</b>  X1	<b>B</b>  X2	<b>D</b>  X2	<b>E</b>  X2	<b>F</b>  X1
---	---	--	---	---

## Step 1 Assemble hooks



## Step 2 Finished

