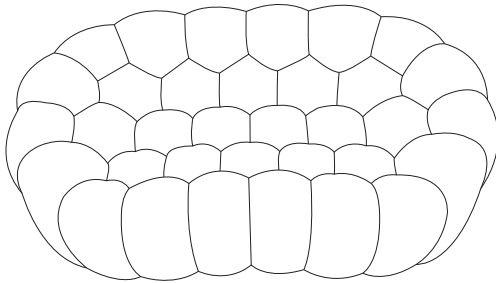


# Compress sofa assembly instruction



Thank you for purchasing the Lazy Football Sofa  
In order to fully experience the exceptional comfort and function of the sofa, here are some tips for you to recover its shape after removing the packaging.

## Step 1 :

Lay the sofa on its side. Firmly pat the side with your palms several times. Repeat on the other side.

## Step 2:

Place the sofa with the back up. Perform the same patting action.

## Step 3:

Rotate the sofa 180 degrees so the back is down. Do the patting again.

## Step 4:

Pat, fluff, and massage the sofa to restore its original shape.

## Step 5:

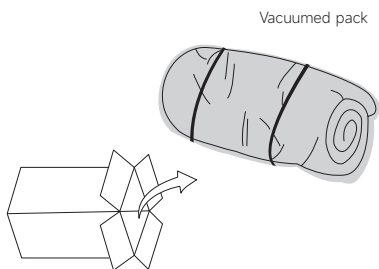
Flip the bottom of the sofa over and stick the hoop tape.

Then enjoy the experience of the Lazy Football Sofa.

# Compress sofa assembly instruction

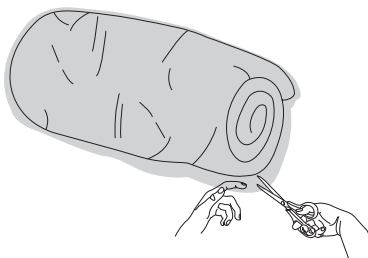
\*Read the instructions before installation.

1



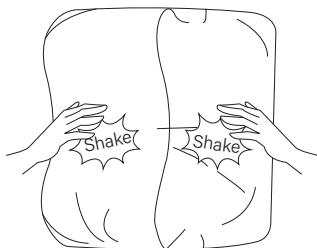
NOTES: Do not use sharp objects to open the outer carton box.

2



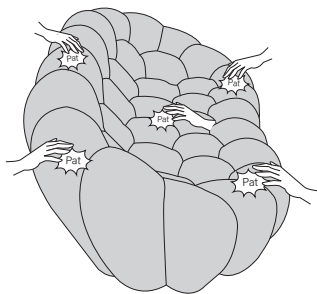
Unpacking the plastic bag.

3



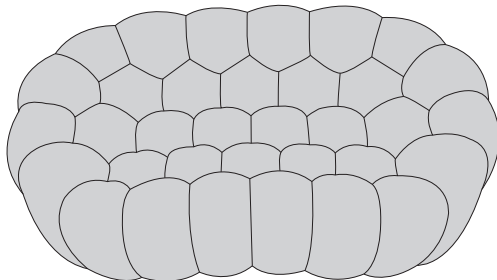
Fully pat and shake the inner cushion for about **10** minutes sure foam evenly filled in the inner bag.

4



Place the sofa in an upright position, leave the inner cushion to expand for **72** hours. Pat and organize the outer shape of sofa.

5



Now you get a perfect Special-shaped sofa.