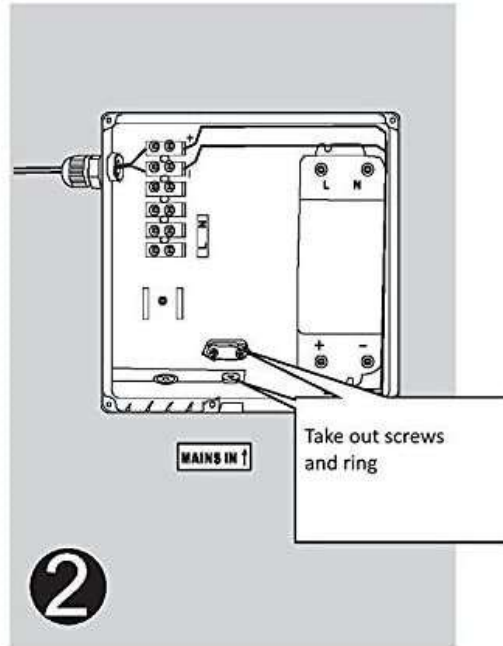



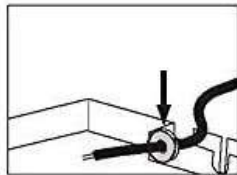
**1**  
Prepare a 110V power source.  
Attach 2 screws onto the wall  
for mounting.



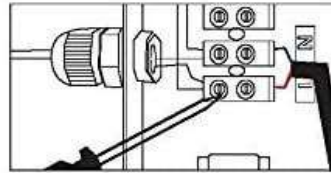
**2**  
Flip mirror over and open wiring box



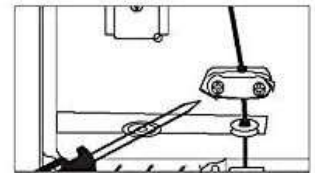
Put power cable through ring



Push ring back down

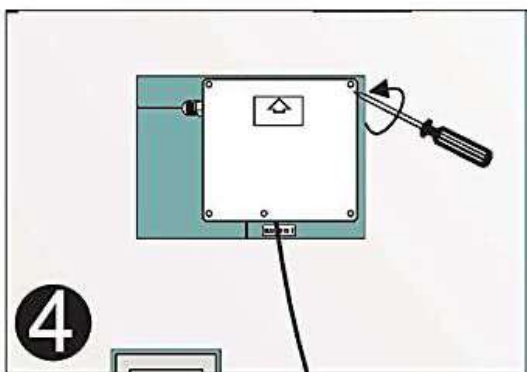


Screw down wire connections:  
blue wire onto N  
red wire onto L.

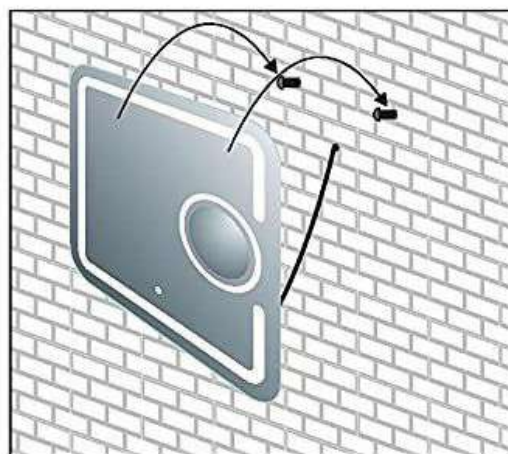


Make sure that the cable is threaded  
through the piece above ring. Fasten  
the screws to tighten cable

**3**



**4**  
Close wiring box and fasten screws



Mount mirror onto screws