

CARE AND MAINTENANCE

Store outdoor furniture indoors or cover well when not in use.
Remove wooden furniture from standing water. Dust regularly with small brush or vacuum
Spills should be taken care of immediately before they harden or stain with a slightly dampened sponge.

NOTICE

- * Please make sure that you have all parts indicated before you begin assembly of this item
- * This item should be assembled on a soft surface to prevent scratching the finish during assembly
- * This item may require periodic tightening

 **SAFAVIEH**
O U T D O O R
























Weight Capacity : 275 lbs (single seat)
550 lbs (two person seat)

Warning : Do not stand on bench

Warning : Do not over torque bolts/screws



Part List and Hardware List

PIECE	DESCRIPTION	PICTURE	QUANTITY
1	Table Frame		1X
2	Leg Frame		2X
3	Table Front Panel		1X
4	Right Frame		3X
5	Left Frame		3X
6	Chair Seat Frame		2X
7	Chair Front Frame		2X
8	Chair Back Frame		2X
9	Bench Seat Frame		1X
10	Bench Front Frame		1X
11	Bench Back Frame		1X
12	Table Glass		1X
13	Chair Seat cushion		2X
14	Bench Seat cushion		3X
15	Chair Back cushion		2X
16	Bench Back cushion		3X
17	Bare Frame		2X
A	Allen bolt(M6x20 mm)		12X
B	Allen bolt(M6x30 mm)		27X
C	Allen bolt(M6x40 mm)		19X
D	Allen bolt(M6x100 mm)		6X
E	Flat Washer		70X
F	Allen Key		3X

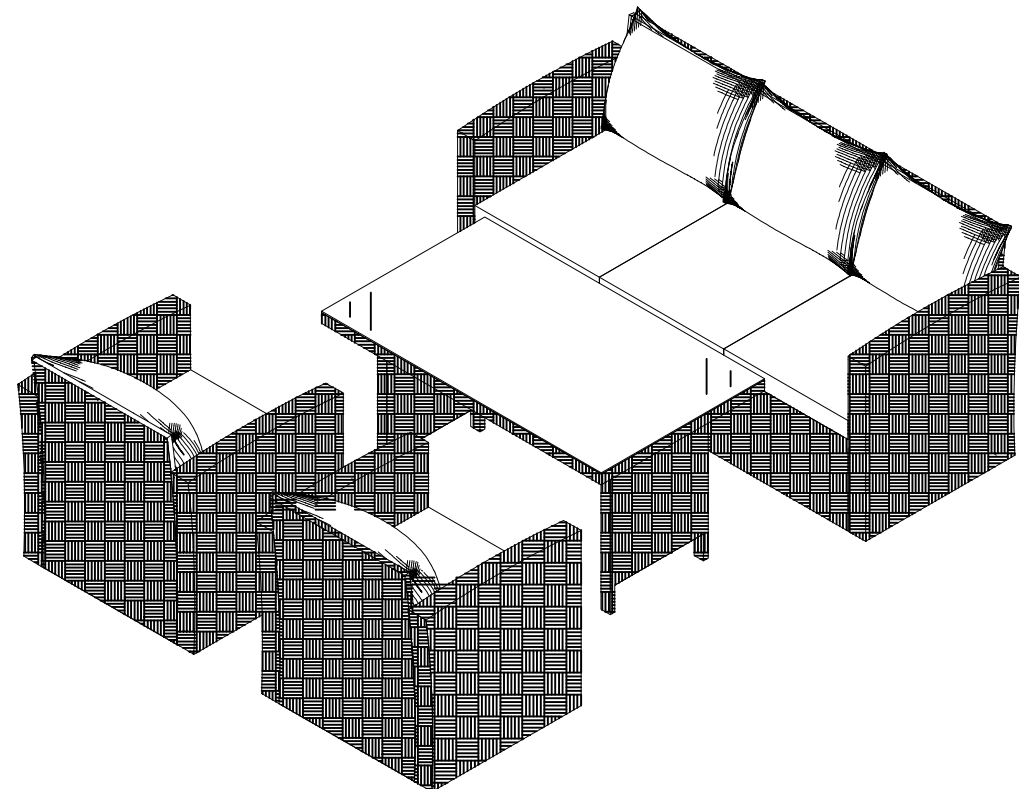
Model# PAT7700-1/3

Product Dimensions

47.24"x27.56"x25.98"H(Table)

68.90"x31.50"x28.94"H(Bench)

31.50"x31.50"x28.94"H(Chair)



CARE AND MAINTENANCE

Store outdoor furniture indoors or cover well when not in use.
Remove wooden furniture from standing water. Dust regularly with small brush or vacuum
Spills should be taken care of immediately before they harden or stain with a slightly dampened sponge.

NOTICE

- * Please make sure that you have all parts indicated before you begin assembly of this item
- * This item should be assembled on a soft surface to prevent scratching the finish during assembly
- * This item may require periodic tightening

 **SAFAVIEH**
O U T D O O R








Weight Capacity : 275 lbs (single seat)
550 lbs (two person seat)

Warning : Do not stand on bench

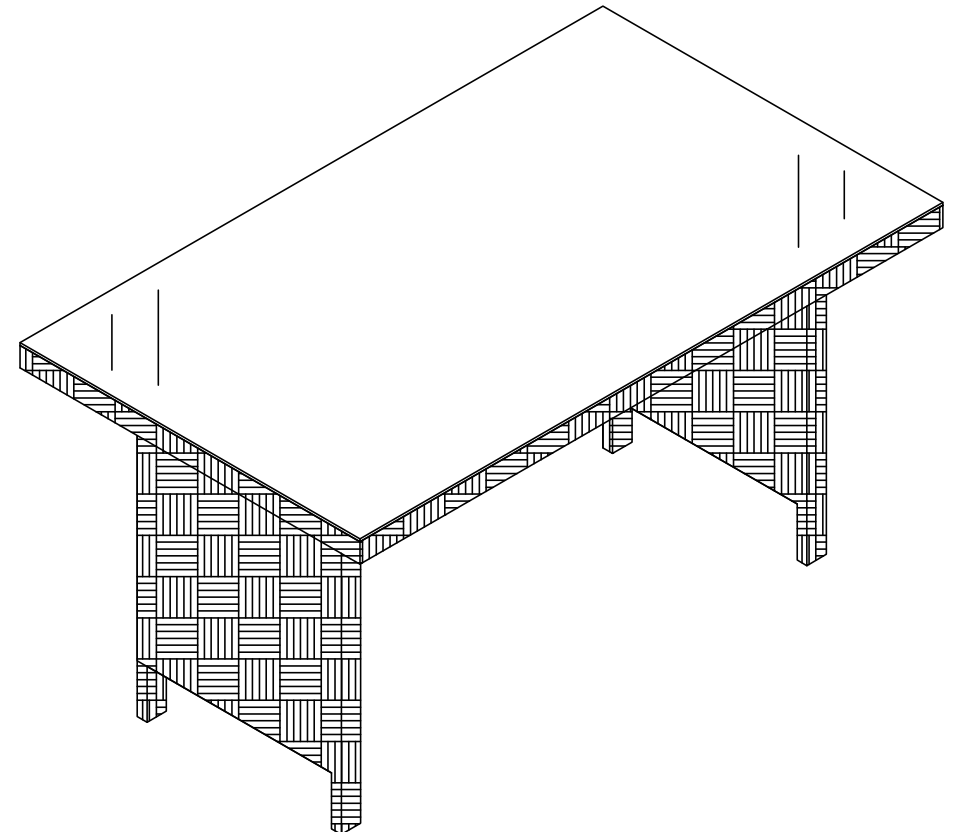
Warning : Do not over torque bolts/screws

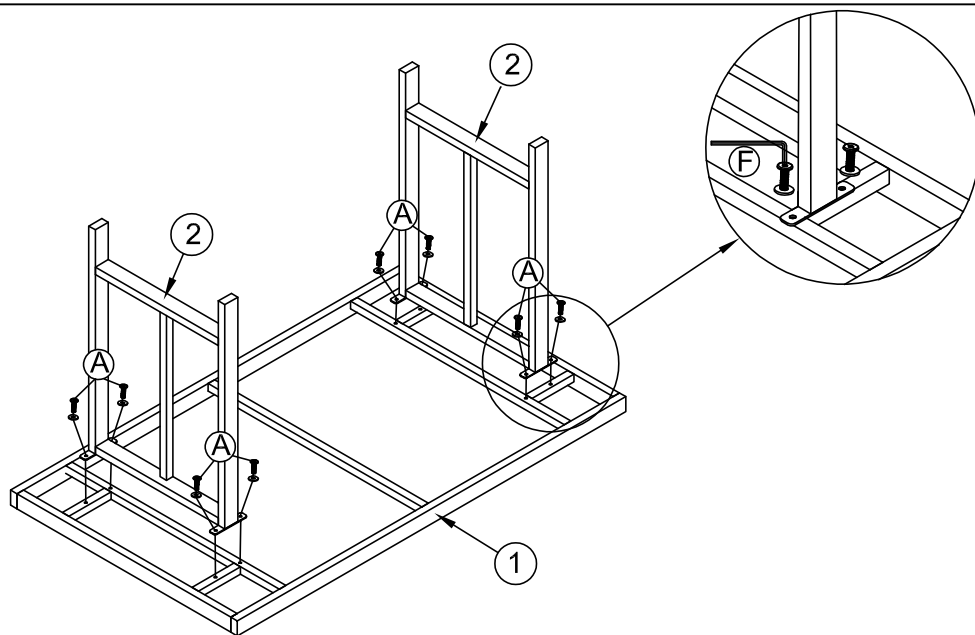


Part List and Hardware List

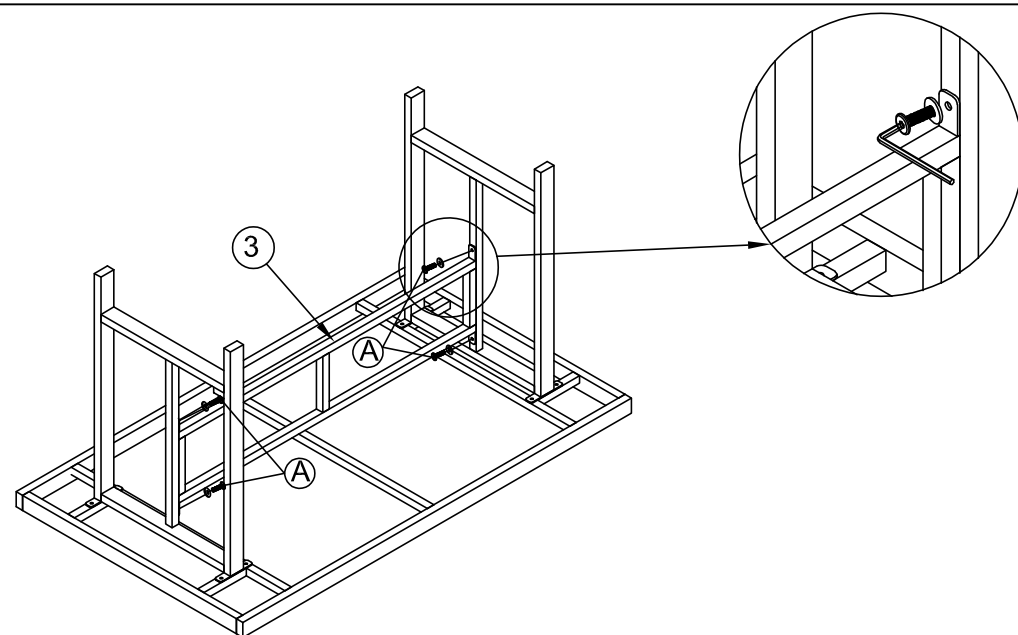
PIECE	DESCRIPTION	PICTURE	QUANTITY
1	Table Frame		1X
2	Leg Frame		2X
3	Table Front Panel		1X
12	Table Glass		1X
A	Allen bolt(M6x20 mm)		12X
E	Flat Washer		12X
F	Allen Key		1X

Model# PAT7700-1/3
Product Dimensions
47.24"x27.56"x25.98"H(Table)

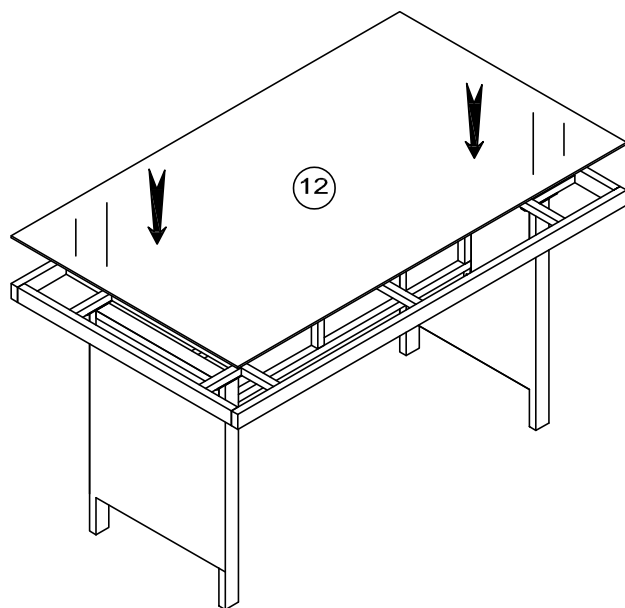




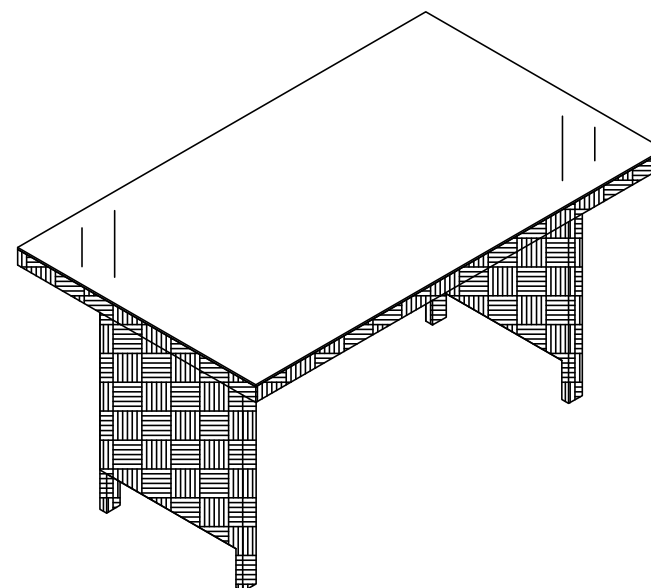
STEP 1: Connect Table Frame (1) & Leg Frame (2) tighten Allen Bolt (A), Flat Washer (E) with Allen Key (F).



STEP 2: Connect The Part from Step 1 and Table Front Frame (3) tighten Allen Bolt (A), Flat Washer (E) with Allen Key (F).



STEP 3: Put Table Glass (12) on Table to finish Table.



FINISH