

PITTMAN

PPI-DLX_QCDH OWNER'S MANUAL



IT IS HIGHLY RECOMMENDED THAT YOU READ AND FOLLOW THE INFORMATION CONTAINED IN THIS MANUAL BEFORE INITIAL SET UP.

WARNING:

DO NOT LEAVE INFLATED WHEN NOT IN USE. OVER-INFLATION WILL OCCUR WHEN EXPOSED TO DIRECT SUNLIGHT.

⚠ IMPORTANT ⚠

BEFORE USING YOUR AIRBED:

- Inflate your mattress for several hours to allow the material to stretch naturally. The material will stretch the most after the first time you inflate it.
- As the material stretches, you may need to add more air for firmness. Your mattress is not leaking, it is the material stretching.
- Add air daily at first and less after a few days to maintain desired firmness.

WARNING: THIS PRODUCT IS NOT FLAME RESISTANT. THIS MATTRESS CONTAINS PLASTIC. DO NOT PLACE MATTRESS NEAR OPEN FLAME OR OTHER SOURCE OF IGNITION.

NOTE: This product is not a toy. To avoid risk of fire, burns, injury or shock, it should not be played with or placed where small children can reach it.

- Unplug cord when not in use.
- The pump is an electrical device. Do not use in or around water.
- Do not attempt to disassemble, repair, or service the pump. No serviceable parts are contained inside. Contact Pittman Products International at 650 South Jefferson Street, Suite D Placentia, California 92870 for service or repair.

WARNING:

- This is not a water toy or flotation device. Use as a bed only.
- Not recommended for use by children under three (3) years of age.
- This mattress is not intended for infants or persons with limited mobility. They may roll off of the mattress and become entrapped between the mattress and walls and suffocate.
- Do not use this mattress on abrasive surfaces or near pointed, sharp or protruding objects. mattress may puncture. Remove all sharp objects from area the mattress will be used in.
- Do not step or jump on bed or use as a trampoline. Standing, jumping or walking on the mattress may result in injury and/or damage or puncture the mattress.
- Make sure surface is clean of any debris, sharp objects or protrusions or place mattress in a safe area before use making sure that there are no sharp edges, steps, drops, or breakable items nearby. Use on flat surfaces only. Mattress may tip over on uneven surfaces.
- Do not exceed 600 lb weight capacity.

 **WARNING:** Cancer and Reproductive Harm-
www.p65Warnings.ca.gov

CONTENTS

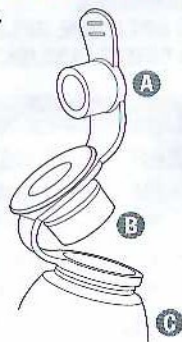
1. Pittman Deluxe Mattress with Built-In AC Air Pump
2. Repair patch kit (includes glue)
3. Carrying bag

SET UP GUIDE

Your Pittman mattress has a built-in AC air pump as well as a 2 Stage Valve. The 2 Stage Valve can be used for optional inflation and deflation.

This Valve is constructed in three parts:

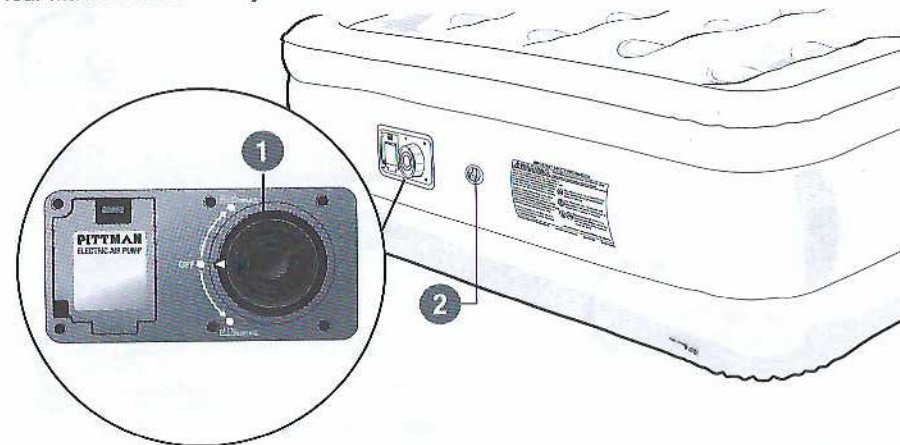
- A. Valve Cap
- B. Middle Valve
- C. Bladder Valve



SET UP GUIDE

INFLATION

1. Place your mattress on a flat surface free of debris, obstructions and sharp objects.
2. Spread the mattress out so that it can fill easily. Allowing the bed to "unfold" itself may place an unnecessary strain on the mattress and the pump.
3. Make sure Middle Valve (B) and Valve Cap (A) are closed.
4. Turn Inflate/Deflate Valve (1) on the pump to the "Inflate" position to inflate the mattress.
5. Turn Inflate/Deflate Valve to the "OFF" position once the desired firmness is achieved.
6. Your mattress is now ready to use.



OPTIONAL INFLATION PROCEDURE

This Pittman mattress comes with a secondary inflate/deflate option (2 Stage Valve) (2) for use with portable air pumps as a back up to the installed AC pump. To use a portable air pump, follow these instructions:

1. The Middle Valve (B) must be pushed in tightly to the Bladder Valve (C). The Valve Cap (A) must be removed from the Middle Valve (B) in order to inflate.
2. Ensure inflate/deflate valve (1) is in the off position.
3. Insert portable pump into the Middle Valve (B). (Use proper pump adapter fitting if needed)
4. Remove portable pump and switch off. (Middle Valve (B) has a built in stopper that will automatically close when pump is removed stopping any air loss)
5. Replace the Valve Cap (3).

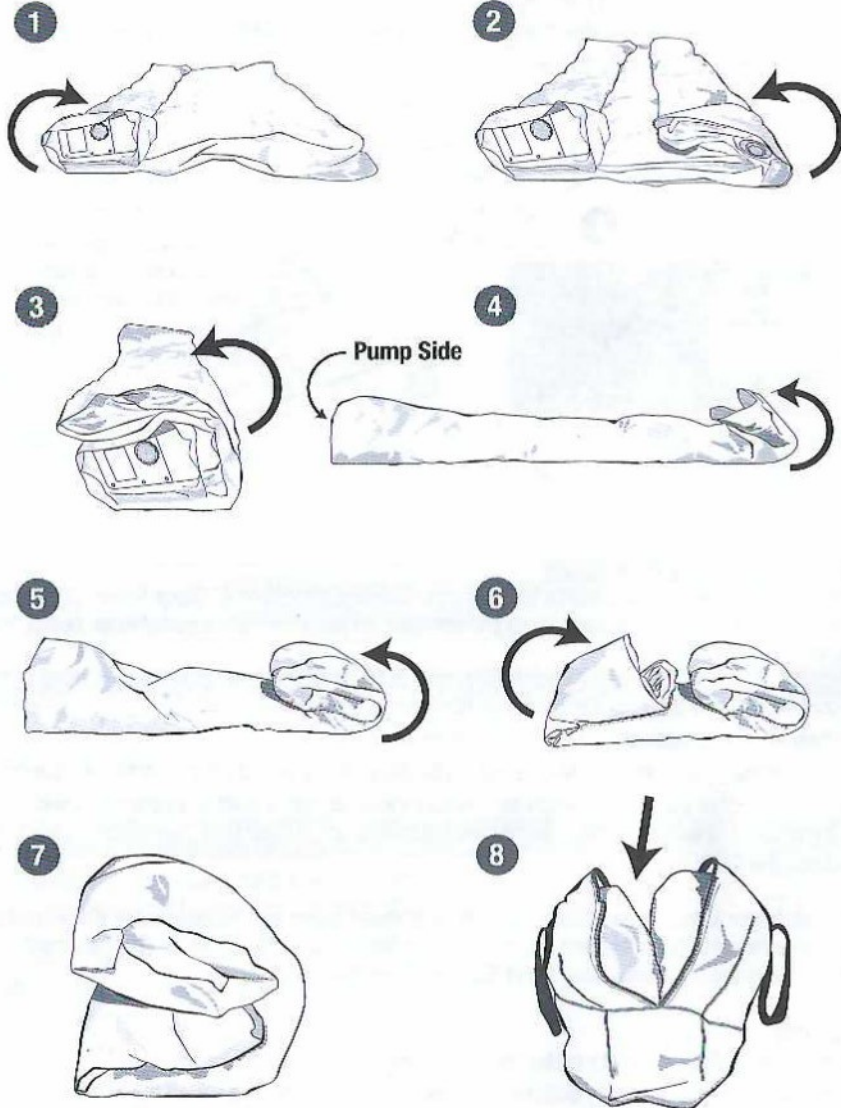
NOTE: For faster inflate open Middle valve (B) and insert pump into bladder valve (C) and fill until almost fully inflated. Once the bed is almost fully inflated, close Middle Valve (B) then continue filling until desired firmness. Close Valve Cap (A) when finished.

DEFLATION

1. Turn inflate/deflate valve (1) to the "deflate" position to deflate mattress.
2. Deflate until mattress is fully deflated. For faster deflation, you may open the Middle Valve (B).
3. Turn inflate/deflate valve to the "off" position to turn pump off.
4. Fold mattress according to Folding Instructions below and place into carrying bag and store until next use.

FOLDING INSTRUCTIONS

Upon complete deflation, lay mattress on flat surface with sleeping surface facing upwards and fold according to the steps below.



*Bag may vary from illustration

CARE AND MAINTENANCE

1. Inspect your mattress before each use.
2. Keep your mattress away from any sharp or protruding objects. Large cuts, tears or snags may not be repairable and will not be covered by your warranty.
3. A repair patch kit has been included in case of incidental damage to your mattress. Please follow repair instructions carefully.
4. When not in use, store mattress in a clean, dry place out of extreme temperatures.

CLEANING

DO NOT SUBMERGE MATTRESS IN WATER! For spot cleaning, use a clean damp cloth to wipe the surface of the mattress. Apply a clear liquid dish detergent without dye if necessary. Wet stained area thoroughly; gently massage stained area with detergent. Blot the area to remove staining substance. Rinse thoroughly and blot dry. Allow your mattress to air dry completely after cleaning and before storing.

ADDITIONAL INFORMATION

IN CASE OF AIR LEAKAGE

Please check the following if there is an air leak.

1. Is the inflate/deflate valve on the built-in pump turned to the "inflate" position?
2. Is the Middle Valve and Valve Cap closed on the 2 Stage Valve?

A repair patch kit has been included for minor repairs. *(Includes patches and glue)*

REPAIRING AN AIR LEAK

1. Wipe mattress with mild soap water over area to find possible air leak.
DO NOT SUBMERGE MATTRESS IN WATER! If there is a leak, bubbles will form around leakage area.
2. Follow cleaning instructions for leak area.
3. Use included patch kit to cut a suitable sized patch for leak. Make sure to round the edges of repair patch to avoid peeling.
4. Apply glue to patch area and around leakage area.
5. Press patch firmly over the puncture area.
6. Wait 24 hours before inflating.

To prevent patch from peeling while drying....

It is recommended to tape down patch edges with a light adhesive tape.

WARRANTY DISCLAIMER

Pittman mattresses are warranted against defects in material and workmanship for a period of One Year from the date of purchase. Problems covered by the warranty include failure of the pump, seams or the valve. Punctures or wear to the mattress due to use or abuse are not covered. It is normal for a mattress that has been inflated for extended periods to require the addition of air after a few days. Air will be lost from the mattress through the material over time. Also, cooling of the air around the mattress will cause the air inside the mattress to contract, and the mattress will be softer and may need refilling. To receive a replacement air mattress under Pittman Products International's One Year Warranty, you will need to:

- All returns must have a Returned Goods Authorization number (RGA). Every package must be clearly marked with the RGA number. RGA numbers are good for 30 days from the date of issuance. Products returned without viewable RGA numbers will be refused. No returns on special order, clearance or discounted items. Returned products are subject to a 20% Re-Box/Restocking fee. Products must be properly packed to prevent shipping damage. All returned product must be shipped pre-paid. The cost of transporting the product to Pittman Products International for warranty service/replacement is the responsibility of the purchaser.
- Send entire product to Pittman Products International with a letter stating:
 - The nature of the problem with the bed and the model number.
 - Your name, return shipping address and a daytime phone number.
- Send us a copy of the original sales receipt.
- This warranty is valid for the original retail purchaser from the date of the initial retail purchase and is not transferable.

The purchase date on the receipt must be within One Year of the date you ship the bed to us. Please ship the bed, letter and copy of receipt via courier (e.g. UPS, FedEx Ground) or Insured Post to:

Pittman Products International
Attn: Returns
650 South Jefferson Street, Suite D
Placentia, California 92870

Pittman Products International is not responsible for returned shipments lost in transit. You are encouraged to use a shipment system that offers you a tracking number. Please allow 6 to 8 weeks for replacement. Customer is responsible for all return shipping costs.



EXCEPT FOR THE EXPRESS LIMITED WARRANTY SET FORTH ABOVE, PITTMAN PRODUCTS INTERNATIONAL MAKES NO EXPRESS OR IMPLIED WARRANTIES IN THIS AGREEMENT OR OTHERWISE. TO THE FULLEST EXTENT PERMITTED BY LAW, PITTMAN PRODUCTS INTERNATIONAL DISCLAIMS ALL WARRANTIES, WRITTEN, EXPRESSED OR IMPLIED, INCLUDING ALL WARRANTIES OF MERCHANTABILITY AND/OR FITNESS FOR A PARTICULAR PURPOSE. PITTMAN PRODUCTS INTERNATIONAL EXPRESSLY DISCLAIMS ANY AND ALL LIABILITY TO PURCHASER FOR ANY CONSEQUENTIAL DAMAGES, DAMAGES FOR LOSS OF USE, LOSS OF PROFITS, PROPERTY DAMAGE, OR ANY OTHER INCIDENTAL, CONSEQUENTIAL OR SPECIAL DAMAGES ARISING OUT OF THIS AGREEMENT OR THEIR OPERATION, FUNCTION OR CHARACTERISTICS OF THE PRODUCTS PURCHASED HEREUNDER. IT IS EXPRESSLY UNDERSTOOD THAT THE LIMITED WARRANTY SET FORTH ABOVE IS THE SOLE AND EXCLUSIVE REMEDY OF PURCHASER. NOT WITHSTANDING THE TERMS OF ANY LIMITED WARRANTY, AND/OR IN THE EVENT ANY LIMITED WARRANTY PROVIDED TO THE PURCHASER FAILS OF ITS ESSENTIAL PURPOSE, IN NO EVENT WILL PITTMAN PRODUCTS INTERNATIONAL ENTIRE LIABILITY TO PURCHASE EXCEED THE PURCHASE PRICE ACTUALLY PAID BY PURCHASER FOR THE PRODUCTS HEREUNDER, OR ANY DEFECTIVE PORTION THEREOF, WHICHEVER IS THE LESSER AMOUNT.

Pittman Products International neither assumes nor authorizes any representative or other person to assume any obligation or liability other than those expressly set forth herein.

YOUR RIGHT UNDER STATE LAW: This warranty gives you specific rights and you may also have other rights, which vary from state to state.


© 2019 Pittman Products International
All rights reserved.

Made in China.

Our Customer Service Department is available Monday - Friday, 9 AM to 4 PM Pacific Standard Time, to answer any questions you may have about your new Pittman mattress product please call us toll free at 1 (800) 981-2339. U.S.A. or 1 (657) 275-9100 outside U.S.A.

650 South Jefferson Street, Suite D
Placentia, California 92870
1 (800) 981-2339
www.truckairbedz.com

OTHER GREAT PRODUCTS FROM PITTMAN OUTDOORS
www.pittmanoutdoors.com



AirBedz

- Built-in pump with detachable rechargeable battery provides easy inflates and includes a deflate feature
- Wheel well cutouts allows the mattress to fit around and over the wheel wells, creating a sleep area that utilizes the entire truck bed
- Comfort coil system evenly distributes weight across a 12" thick mattress, providing a better night's sleep
- Heavy Duty cloth construction
- Secondary inflate/deflate valve for use with optional pump
- Great for indoor use with "optional" Wheel Well Inserts
- Includes carrying bag and A.C. charger

Also Available in




OTHER GREAT PRODUCTS FROM PITTMAN OUTDOORS
www.pittmanoutdoors.com



AirBedz XUV

- Built-in pump with detachable rechargeable battery provides easy inflates and includes a deflate feature
- Comfort coil system evenly distributes weight across a 10" thick mattress, providing a better night's sleep
- Heavy Duty cloth construction
- Secondary inflate/deflate valve for use with optional pump
- Includes carrying bag and A.C. charger
- Ideal for Outdoor Overlander Camping



Also Available in



AirBedz Pro3

- Wheel well cutouts allows the mattress to fit around and over the wheel wells, creating a sleep area that utilizes the entire truck bed
- Comfort coil system evenly distributes weight across a 12" thick mattress, providing a better night's sleep
- Professional grade fabric construction
- Great for indoor use with "optional" Wheel Well Inserts



AirBedz Lite

- Includes portable D.C. air pump with 16 ft. charger cord
- Wheel well cutouts allows the mattress to fit around and over the wheel wells, creating a sleep area that utilizes the entire truck bed
- Flocked top with comfort coil system evenly distributes weight across a 12" thick mattress, providing a better night's sleep
- High grade PVC construction
- Inflate/deflate valve for use with included D.C. pump
- Great for indoor use with "optional" Wheel Well Inserts



Pittman Backseat Mattress

- PPI-TRKMAT fits Full Trucks and SUV's
- PPI-CARMAT fits Midsize Trucks, Cars, SUV's and Jeeps
- Inflates in under 2 minutes with the included D.C. portable pump with 5 ft. cord
- Includes one inflatable pillow
- Heavy Duty cloth construction
- A comfortable night's sleep is just an inflate away

Also Available in



OTHER GREAT PRODUCTS FROM PITTMAN OUTDOORS
www.pittmanoutdoors.com



**Pittman Indoor/Outdoor
20" Extreme Fabric Mattress**

- Heavy-Duty fabric construction makes it perfect for outdoor and indoor applications
- Built-in electrical air pump for easy inflation and deflation of your mattress
- Comfort coil system evenly distributes weight across a 20" thick mattress, providing a better night's sleep and bed like comfort when away from home
- Oversized carrying bag included for easy storage and transportation

Also Available in



**Pittman Indoor/Outdoor
16" Extreme Fabric Mattress**

- Heavy-Duty fabric construction makes it perfect for outdoor and indoor applications
- Built-in rechargeable battery air pump includes detachable battery for easy inflates and includes a deflate feature
- Comfort coil system evenly distributes weight across a 16" thick mattress, providing a better night's sleep and bed like comfort when away from home
- Oversized carrying bag included for easy storage and transportation

Also Available in



Pittman 20" & 16" PVC Home Mattresses



PPI-QCDH2



PPI-QDHPAC

- High grade PVC construction
- Flocked top with comfort coil system evenly distributes weight across the mattress, providing a better night's sleep

OTHER GREAT PRODUCTS FROM PITTMAN OUTDOORS
www.pittmanoutdoors.com



River Drifter 2

- Built-in ice chest
- 2 Cup/drink holders
- Built-in back rests
- Grab rope
- Mesh bottom
- 2 Heavy-duty handles

River Drifter 1

- 2 Cup/drink holders
- Built-in back rest
- Grab rope
- Mesh bottom
- 2 Heavy-duty handles



Cool Drifter

- Can be used as a stand alone ice cooler or with traditional coolers up to 48 Qts.
- 4 Cup/drink holders
- Grab rope
- Heavy-duty handle



Splash Pong X

- 4 Person inflatable water pong table
- Glow in the dark cup holders



Splash Pong

- 2 Person inflatable water pong table
- Glow in the dark cup holders
- Contains LED lights around edge of table

NOW AVAILABLE !!!



@Pittman_Outdoors



@PittmanOutdoors



@PittmanOutdoors