






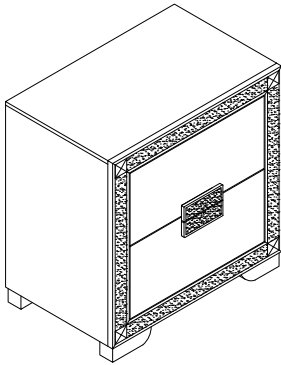


ASSEMBLY INSTRUCTION

Thank you for purchasing this quality product. Be sure to check all packing material carefully for small parts that may have come loose inside the carton during shipment.

PART LIST :				HARDWARE LIST :				
No.	Description	Diagram	Quantity	No.	Description	Diagram	Size	Quantity
A	NIGHT STAND		1	C	JCBC SCREW		M6 x 45mm	4
B	BUN FOOT		4	D	SPRING WASHER		M6 x 13mm	4
				E	FLAT WASHER		M6 x 13mm	4
				F	DOWEL		M8 x 40mm	4
				G	ALLEN KEY		M4	1



COMPLETED
NIGHT STAND
ASSEMBLY

Step 1

