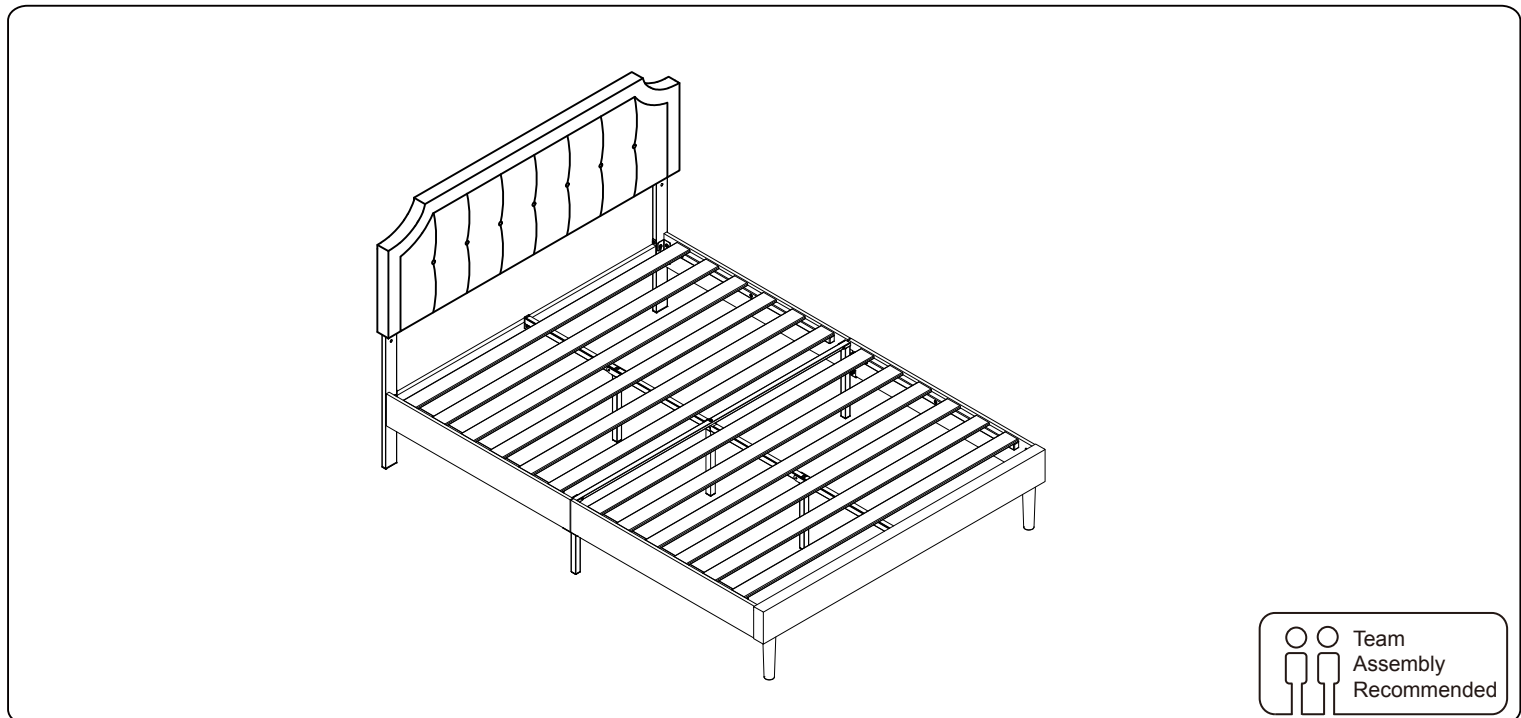

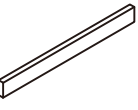


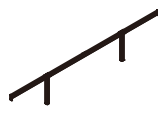


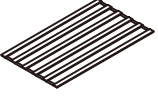
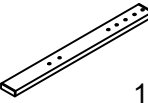
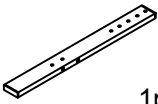
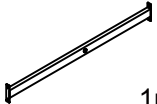







# Bed Frame Installation Manual



**Componets** ▶

<b>1a</b>  1pcs	<b>2</b>  1pcs	<b>3</b>  2pcs
<b>4</b>  2pcs	<b>5a</b>  1pcs	<b>6</b>  1pcs
<b>7</b>  2pcs	<b>8</b>  2pcs	<b>9a</b>  1pcs
<b>10a</b>  1pcs	<b>11a</b>  1pcs	<b>12</b>  1pcs

**Screws & Tools** ▶

<b>A</b> M8×45  5pcs	<b>B</b> M8  4pcs	<b>C</b> M8×18  4pcs	<b>D</b>  1pcs
---	--	---	---

Check all the componets & screws before assembly.

**1**

Note: For easy setup intention, do not tighten screws during the installation process

**A** M8×45 4pcs  
**B** M8 4pcs  
**D** 1pcs

**2**

**C** M8×18 4pcs  
**D** 1pcs

