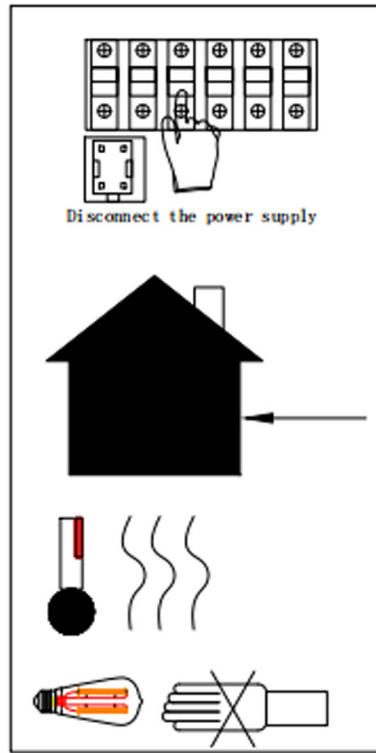
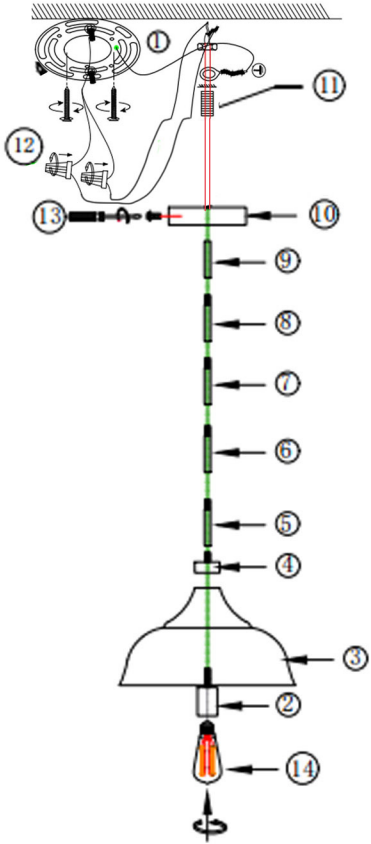


Installation instructions



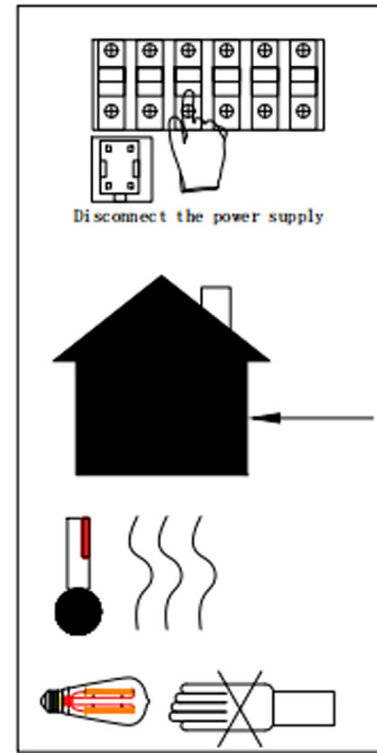
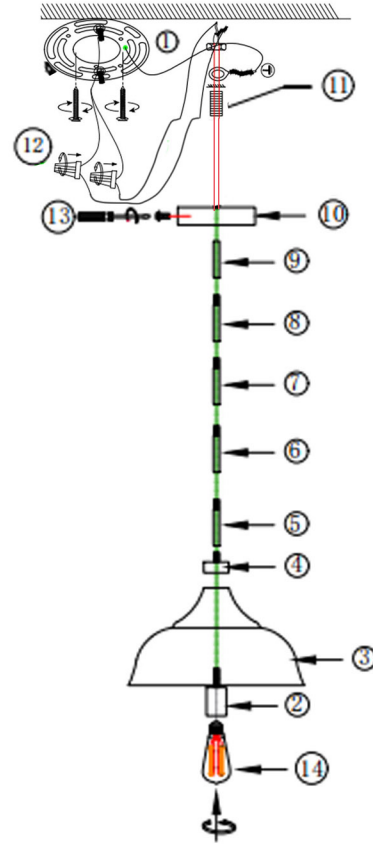
Disconnect the power supply

Don't switch on the power before installation
Please install the draing!

NOTES:

1. Voltage/Frequency : 110-240V 50Hz
2. Lamp holder: E27
3. Rated Watt: 1*40W Max
4. Turn off the power before cleanout.
5. Please wash with the sanitizer without corrosivity.
6. Please install according to the installation manual.

Installation instructions



Disconnect the power supply

Don't switch on the power before installation
Please install the draing!

NOTES:

1. Voltage/Frequency : 110-240V 50Hz
2. Lamp holder: E27
3. Rated Watt: 1*40W Max
4. Turn off the power before cleanout.
5. Please wash with the sanitizer without corrosivity.
6. Please install according to the installation manual.