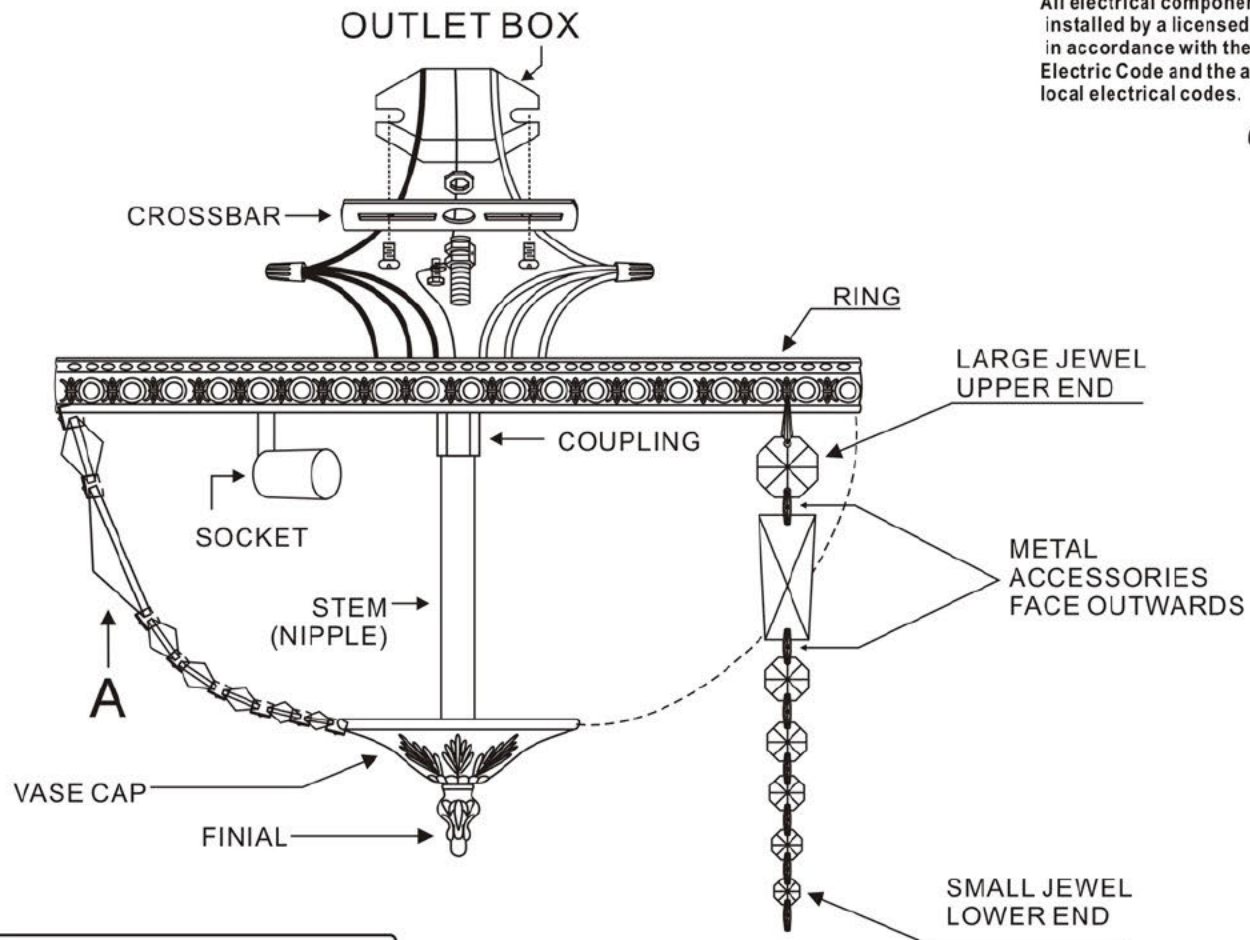


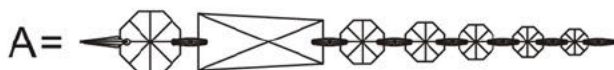

# ASSEMBLY AND DRESSING INSTRUCTIONS



All electrical components must be installed by a licensed electrician in accordance with the National Electric Code and the appropriate local electrical codes.



## Baguette:



(28mm+Baguette+20mm+18mm+16mm+14mm+12mm)x 38sets

Hang all Crystal Chains "A" from pinholes in the decorative ring so that the metal accessories face outwards and so that the large jewels are on the upper end. Hook other end with small jewels into Vase cap.

1. Turn off power.
2. Attach crossbar to outlet box.
3. Attach ground wire from outlet box to green ground screw on crossbar.
4. Make wire connections.
5. Attach provided nipple through center of crossbar. Lock in nipple on both sides of crossbar with locknuts provided.
6. Push fixture to ceiling. Lock in ceiling pan with coupling provided.
7. Attach center stem(nipple).
8. Attach vase cap and finial.
9. Hang crystals.

