

Features

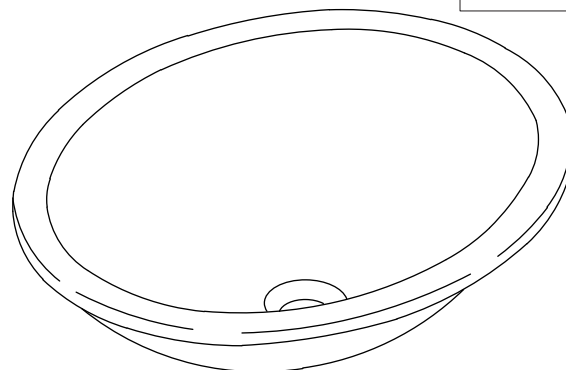
- Vitreous china
- Under-mount
- Available with KOHLER Artist Editions designs
- Without overflow
- Includes 1193643 clamp assembly
- 17" (432 mm) x 14" (356 mm)

UNDER-MOUNT BATHROOM SINK

K-2205

ALSO K-14193, K-14195, K-14218

ADA



Codes/Standards Applicable

Specified model meets or exceeds the following:

- ASME A112.19.2/CSA B45.1
- ICC/ANSI A117.1
- ADA

Colors/Finishes

- 0: White
- Other: Refer to Price Book for additional colors/finishes

Accessories

- CP: Polished Chrome
- Other: Refer to Price Book for additional colors/finishes

Specified Model

Model	Description	Colors/Finishes	
K-2205	Under-mount bathroom sink	<input type="checkbox"/> 0	<input type="checkbox"/> Other _____
K-2205-G	Under-mount bathroom sink with glazed underside	<input type="checkbox"/> 0	<input type="checkbox"/> Other _____
K-14193	Under-mount bathroom sink – Artist Editions		<input type="checkbox"/> Other _____
K-14195	Under-mount bathroom sink – Artist Editions	<input type="checkbox"/> 0	
K-14218	Under-mount bathroom sink – Artist Editions		<input type="checkbox"/> Other _____
K-14390	Under-mount bathroom sink – Artist Editions		<input type="checkbox"/> Other _____

Recommended Accessories

K-9018	P-Trap	<input type="checkbox"/> CP	<input type="checkbox"/> Other _____
--------	--------	-----------------------------	--------------------------------------

Product Specification

The under-mount bathroom sink shall be made of vitreous china. Bathroom sink shall be 17" (432 mm) in length, and 14" (356 mm) in width. Bathroom sink shall include 1193643 clamp assembly. Bathroom sink shall be without overflow. Bathroom sink shall be available with Artist Editions designs. Bathroom sink shall be Kohler Model K-_____ or K-2205-G-_____.

CAXTON®

Technical Information

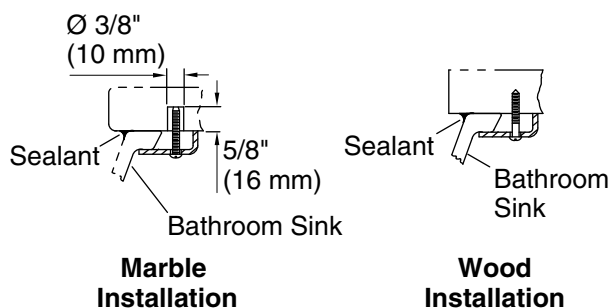
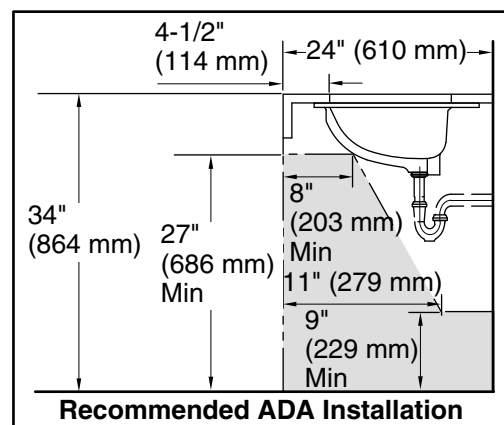
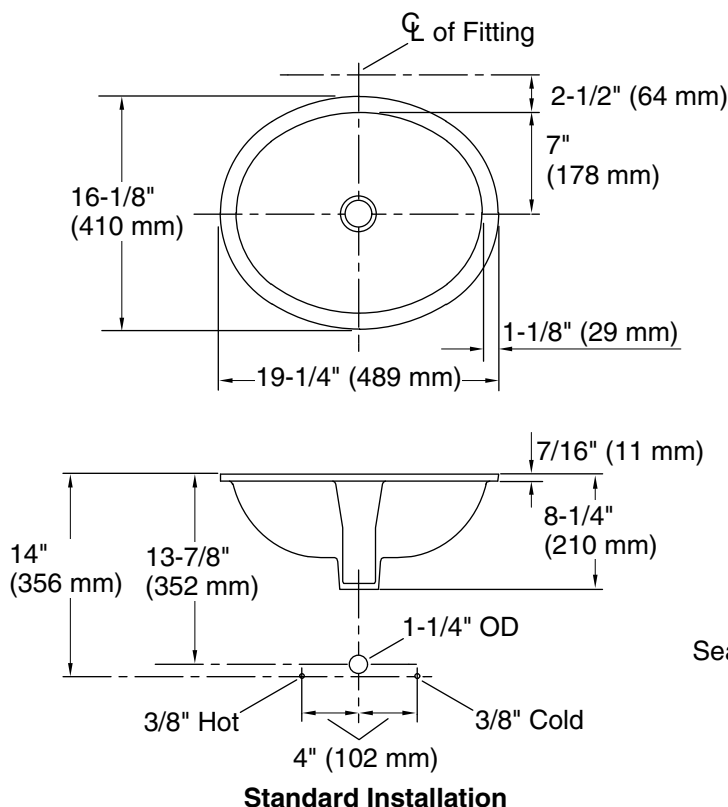
Fixture*:	
Basin area	17" (432 mm) x 14" (356 mm)
Water depth	6-3/8" (162 mm)
Drain hole	Ø 1-3/4" (44 mm)
*Approximate measurements for comparison only.	
Cutout template	1151011-7
Included components:	
Basin clamp assembly	1193643

Installation Notes

Install this product according to the installation guide.

NOTICE: Countertop manufacturer or cutter must use the current product template available at www.kohler.com, or by calling 1-800-4KOHLER. Kohler Co. is not responsible for cutout errors when the incorrect cutout template is used.

Will comply with **ADA** when installed per section 606 Lavatories and Sinks of the 2010 ADA Standards for Accessible Design.



Product Diagram