



User Manual

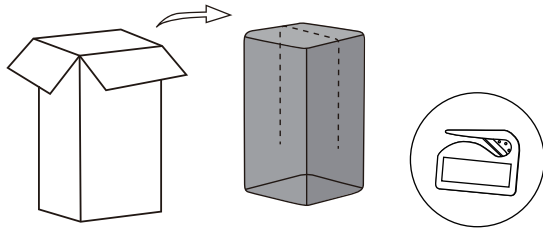
Cloud Couch

Thank you for choosing our product! To enhance your unboxing experience, we've optimized our packaging based on product specifications:

- ✓ L-shaped sofa: Single-piece packaging (1 parcel)
- ✓ U-shaped sofa: Modular packaging (2 parcels)

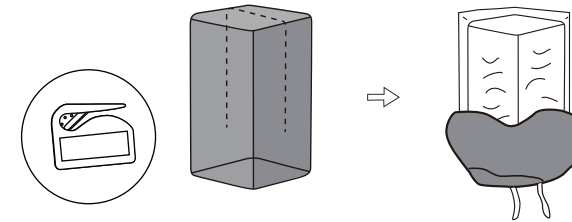
*This packaging approach ensures product integrity while minimizing material waste-our smallstep toward a greener future.

Unboxing Instructions:



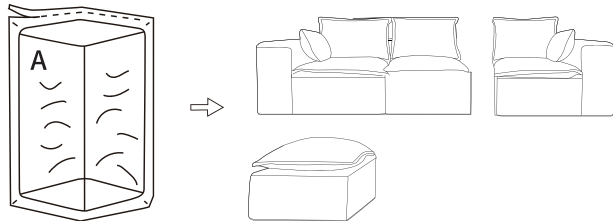
① Locate the Package Opener:

We have kindly included a package opener inside the shipping box for your convenience. Simply find it to begin.




② Cut Open the Oxford Cloth Bag:

Use the included cutter to open the oxford cloth bag.



③ Remove the Sponge Sofa:

Upon removing the sponge sofa, you may notice some wrinkles and a lack of fullness. This is completely normal, so please do not be concerned.



④ Allow Time for Recovery:

The sponge sofa will gradually return to its optimal shape within 3 days, showcasing its intended comfort and aesthetic appeal.

Friendly Reminders:

*To expedite the recovery process, you may gently pat or knead the surface of the sofa. Please place the sponge sofa in a well-ventilated and dry area, avoiding direct sunlight.