


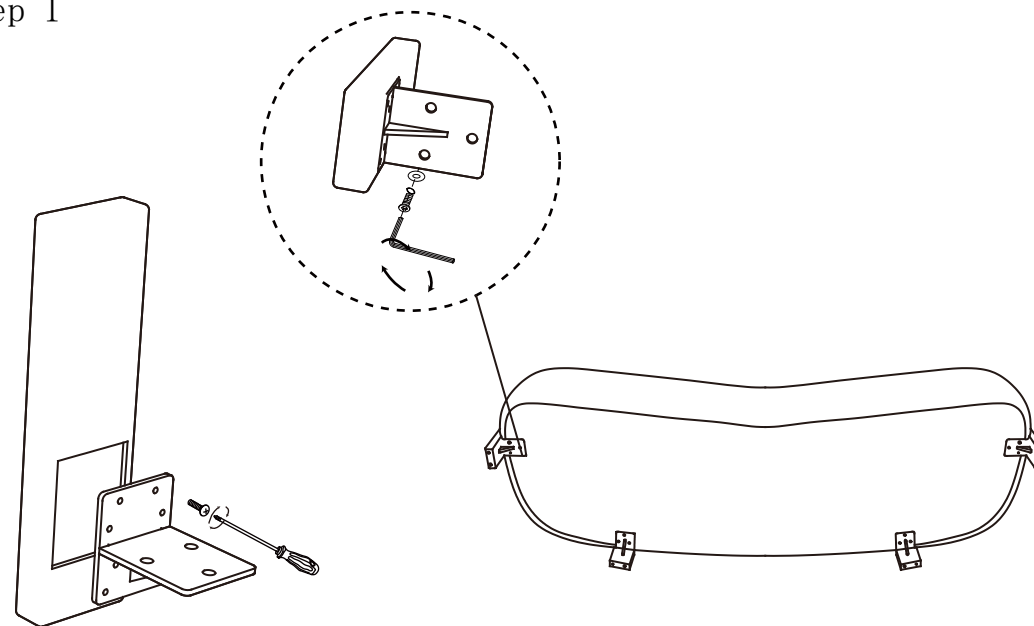


Assembly Instruction

Model No. : ZW-25109-2S

| | Parts supplied | Graphic | Qty | | Hardware supplied | Graphic | Qty |
|---|----------------|---|-----|---|-------------------|---|-----|
| ① | side leg |  | 4 | ① | M6*3.5 screw |  | 12 |
| | | | | ② | Φ5mm screw |  | 32 |
| | | | | | | | |
| | | | | | | | |
| | | | | | | | |
| | | | | | | | |

Step 1



Step 2

