


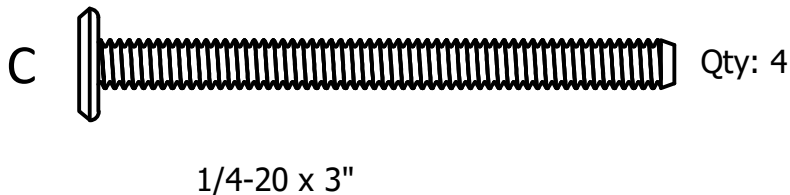
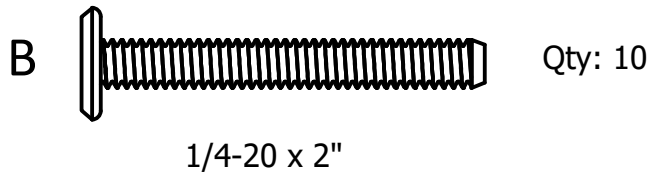
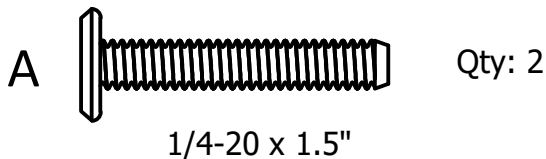
Bar Height Armchair

Assembly Guide

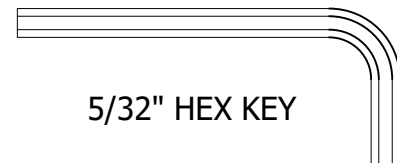


*Actual Style May Vary from the One Pictured in this Guide

HARDWARE INCLUDED

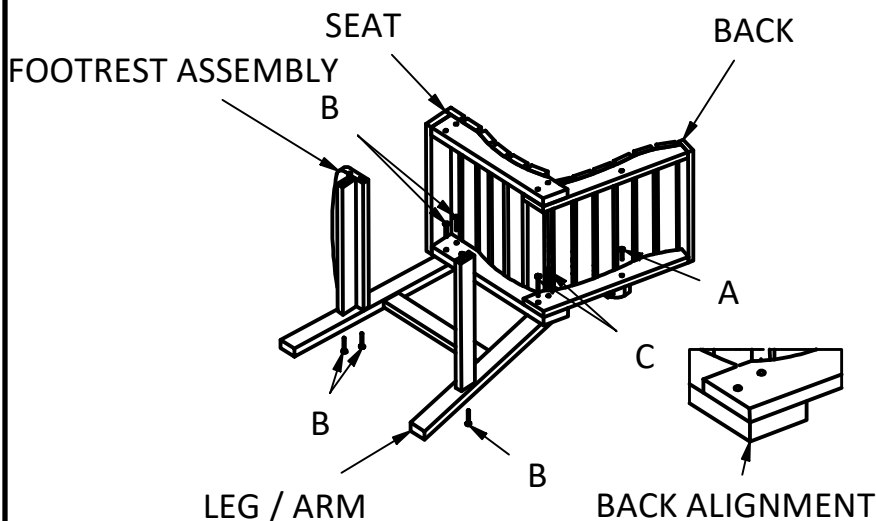


TOOLS INCLUDED



IMPORTANT!

DO NOT fully tighten bolts until all bolts are started.



1) Attach Seat to Leg/Arm Using (2) B Bolts and (2) C Bolts. (Align Back as Shown for C Bolts)

2) Attach Back to Leg/Arm using (1) A Bolt

3) Attach Footrest to Leg/Arm using (3) B Bolts per Leg/Arm assembly

4) Repeat on other side