





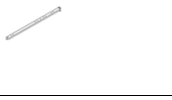


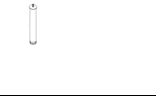
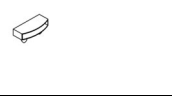
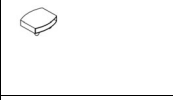

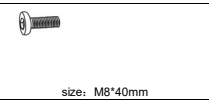
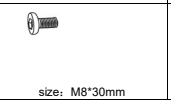

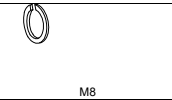
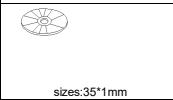
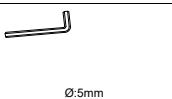
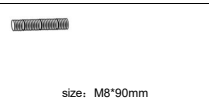
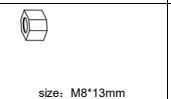
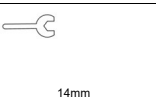

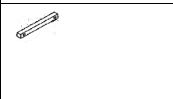
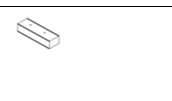
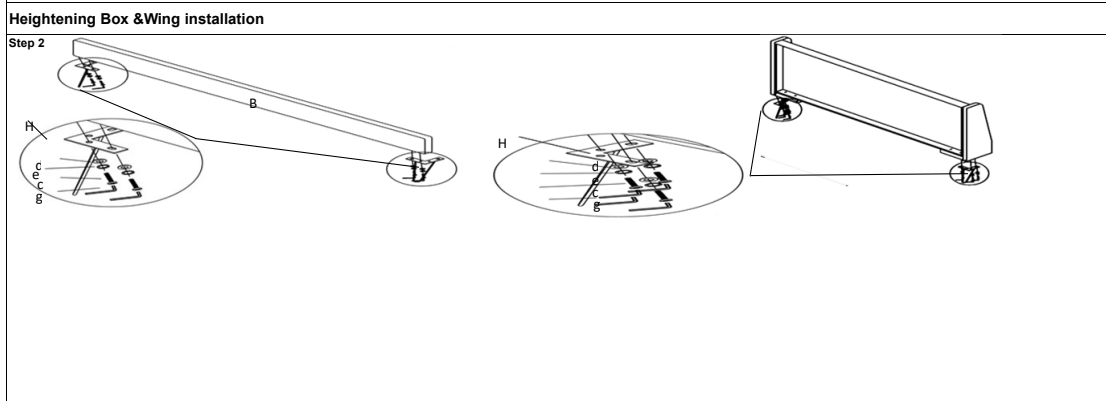
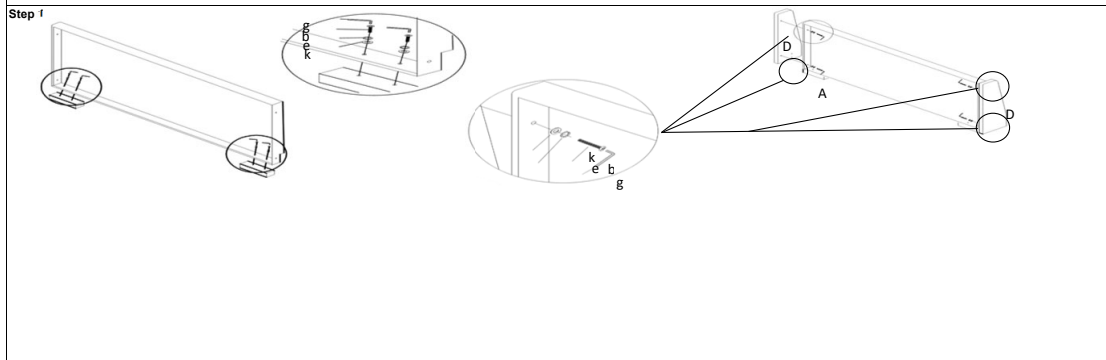


UBZOE Bed Assembly Instruction

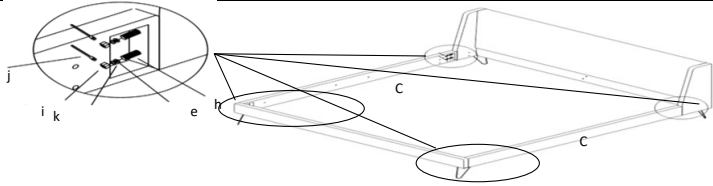
					
Headboard (A) 1pc	Footboard (B) 1pc	Side rail (C) 2pcs	Wing (D) 2pcs	Slat wood cleat (E) 4pcs	Middle support male (F) 1pc
					
Middle support female (G) 1pc	Slats (G) 26pc	Leg(H) 4 pcs	Middle leg (J) 3pcs	Unilateral card slot (K) 26 pcs	Unilateral card slot (J) 13 pcs
					
size: M8*60mm	size: M8*40mm	size: M8*30mm	size:M8*18*2mm	M8	sizes:35*1mm
Allen head bolt (a) 14pcs	Allen head bolt (b) 8pcs	Allen head bolt (c) 15pcs	Flat washer (d) 15pcs	Allen head bolt (e) 45pcs	Plastic washer (f) 3pcs
					
Ø:5mm	size: M8*90mm	size: M8*13mm	14mm	size:M8*22*2mm	
Allen Key (g) 1pc	Threaded bolt (h) 8 pcs	Nut (i) 8pcs	Wrench (j) 1pc	Flat washer (k) 30pcs	Slat wood cleat (l) 2pcs
					
Heightening Box (m) 2pcs					

Installation Steps



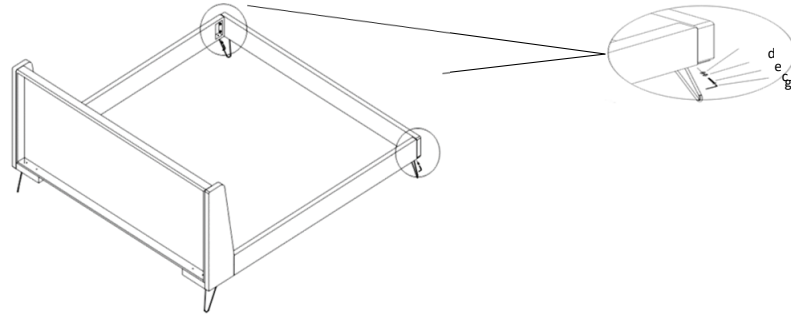
Legs installation

Step 3



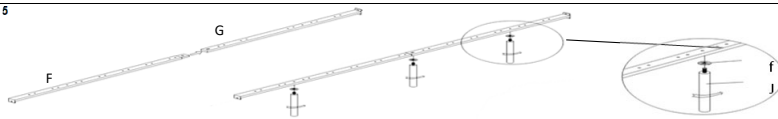
Tighten all 8 screws on HB & FB

Step 4



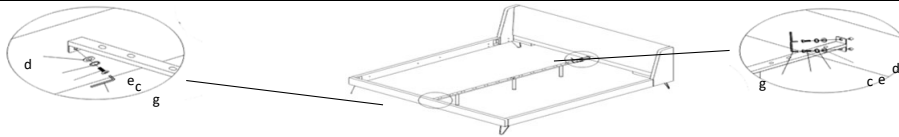
Footboard installation

Step 5



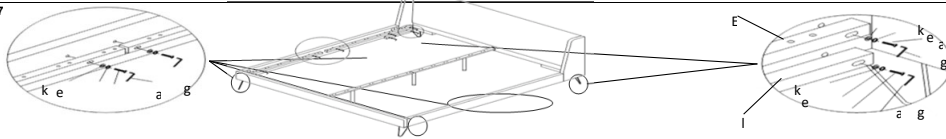
Middle slat support installation

Step 6



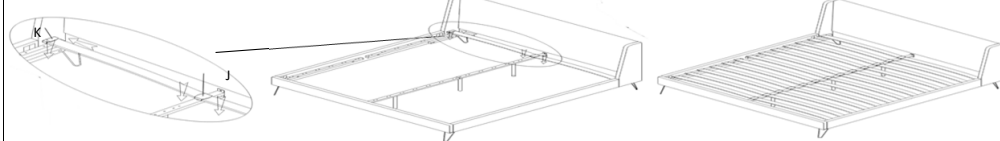
Middle support installation

Step 7



Slat wood cleat installation

Step 8



Slats installation