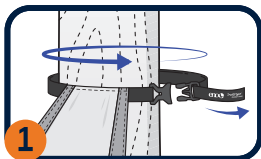
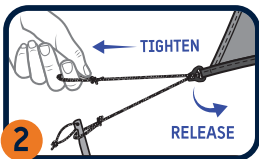


TRAILFLYER™ SET UP & RULES


TRAILFLYER™ MUST BE SET UP PROPERLY FOR MAXIMUM FUN. CAREFULLY FOLLOW ALL INSTRUCTIONS AND USE ONLY UNDER SAFE CONDITIONS.



1 At waist-height, snap the webbing around a stable tree or anchor point (6"-20" diameter) and tighten the webbing securely.



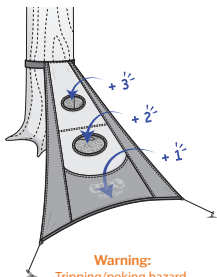
2 Stake out bottom corners of game board and tighten until fabric is evenly tensioned at about a 45° angle.



3 Mark the official throwing line 10 feet (3 meters) away from the game board.

RULES:

1. Divide into two teams of 1 or 2 players each. Each team receives 3 matching color discs.
2. Designate a player or team to throw first. Teams choose one player from each team to start.
3. Players throw three discs from the official line. Teams alternate players after each throwing round is completed.
4. Win by reaching exactly 21 points. For example, if you have 19 points, you can only win by scoring one +2 point throw or two +1 point throws during a single turn. If your score exceeds 21 points during a turn, you must try again next turn.



Warning:
Tripping/poking hazard.
Use caution around ground stakes

PRO TIPS: For a quicker match play to 11 points instead of 21. Try throwing discs underhand and like a frisbee to see what technique works best for you.

Eagles Nest Outfitters, Inc.
601 Sweeten Creek Industrial Park
Asheville, NC 28803
ph: 828.252.7808
mail@enonation.com

enonation.com

DESIGNED IN ASHEVILLE, NC, USA
75% NYLON, 25% POLYESTER, EXCLUSIVE OF TRIMS
PATENT INFO: enonation.com/lp
MADE IN CHINA

ACCIDENTS HAPPEN

- Always follow provided instructions.
- Never leave game board or discs unattended.
- For ages 13+. Do not permit children to use unattended.
- Choking hazard: Do not ingest, swallow or inhale disc fill or pellets.
- Always use caution and wear protective footwear when stepping near or around game board and ground stakes.
- Only use included game discs when playing.
- Do not modify, aftermarket modifications will void your warranty.

FOR MORE INFORMATION VISIT ENONATION.COM/SAFETY

PRODUCT CARE

With proper care, TrailFlyer™ will provide countless hours of fun:

- Keep game board and discs out of direct UV light when not in use and store dry in a cool place.
- If game board or discs get wet, lay out to air dry before storing them in the storage bag.
- To spot clean, hand wash in cold water using a mild detergent. Hang dry and you're back in the game!
- Avoid hitting or damaging tree roots with included ground stakes.
- Keep game board and discs away from open flames and embers at all times.

FOR MORE INFORMATION VISIT ENONATION.COM/CARE

WARRANTY

ENO warrants our product to be in good condition upon receipt and free from manufacturing defects for a period of 2-years from the original date of purchase. This warranty only covers manufacturing defects and does not cover:

- UV Damage (discoloration and brittleness causes tearing)
- Elemental/Accidental Damage (wind, burns, animal bites)
- Improper care or use
- Normal wear and tear
- After-market design modifications

FOR MORE INFORMATION VISIT ENONATION.COM/WARRANTY

It truly means the world to us that you have chosen to make ENO part of your life. Welcome to the family! The highest compliment we could possibly receive is for you to tell your friends about us. If you enjoy these ENO products as much as we do, then please consider spreading the hammock word.

Keep exploring, adventuring and relaxing...we hope to see you around!

Yours in hammocks,



Peter Pinholster



G-Q3