

ASSEMBLING INSTRUCTIONS

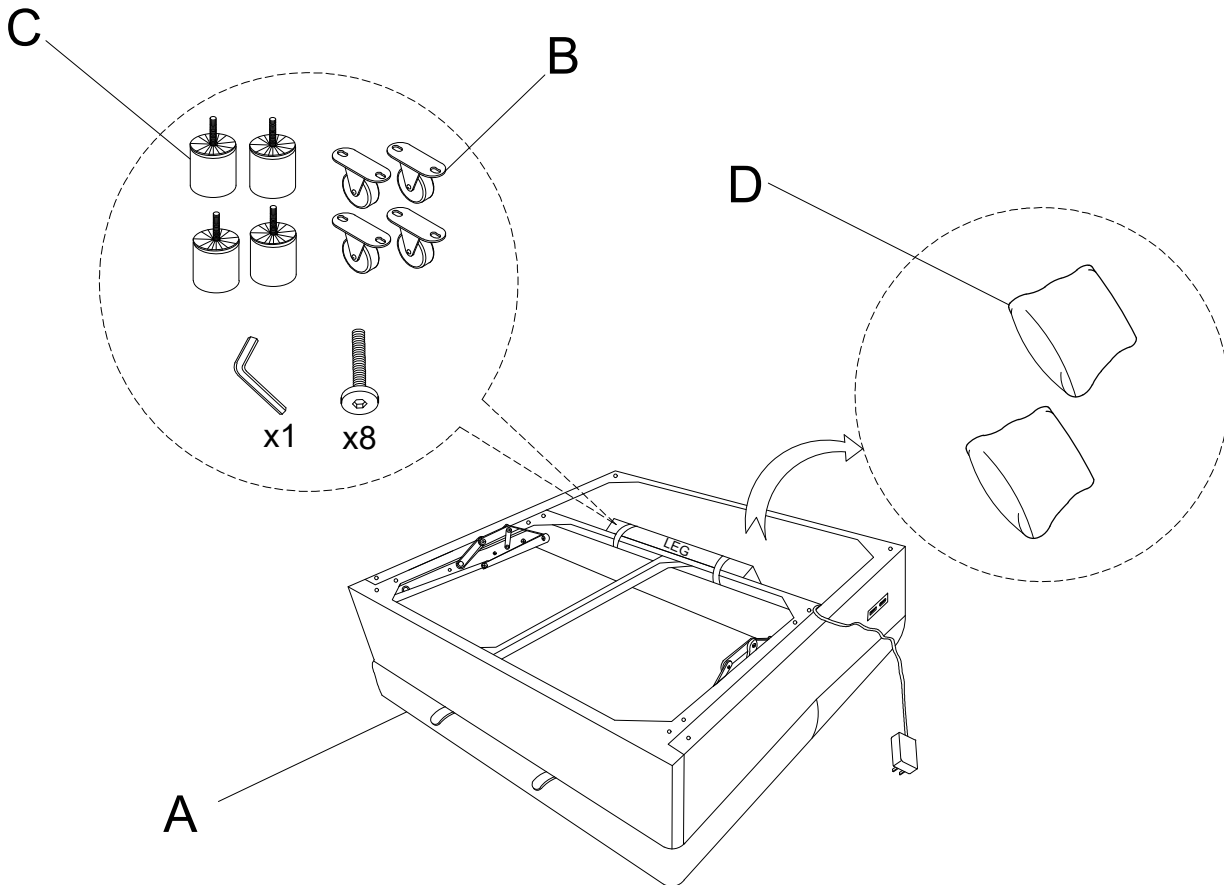
Convertible Armless 2-Seater with Pull-out bed and Charging Ports

! Legs & pillows and hardware are stored in the bottom of the seat, please take them out for assembly.
 Note: Do not use power tools for assembly. Power tools increase the risk of over tightening which lead to splitting or cracking the wood.

PART	DRAWING	DESCRIPTION	QTY
A		Seat	1 PC
B		Caster 2-3/4"x1"x2"	4 PCS
C		Plastic Leg 2"x2"x2"	4 PCS
D		Pillow 22.5"x15"x5.5"	2 PCS

PART	DRAWING	DESCRIPTION	QTY
1		Bolt Ø1/4"x1"	8 PCS
2		Allen Key M4	1 PCS

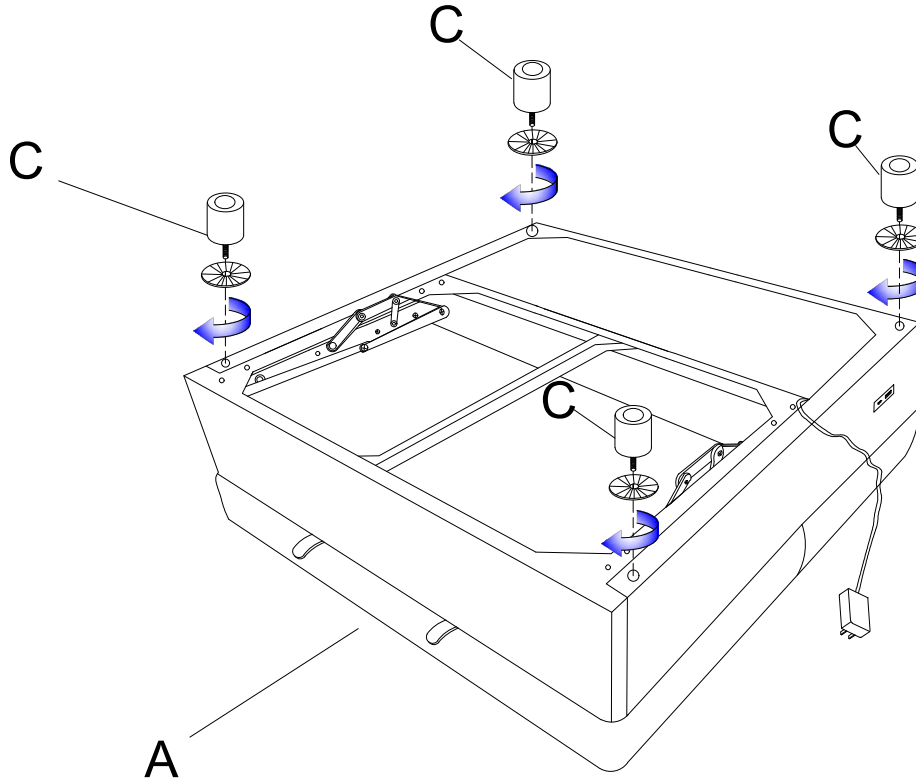
STEP 1:



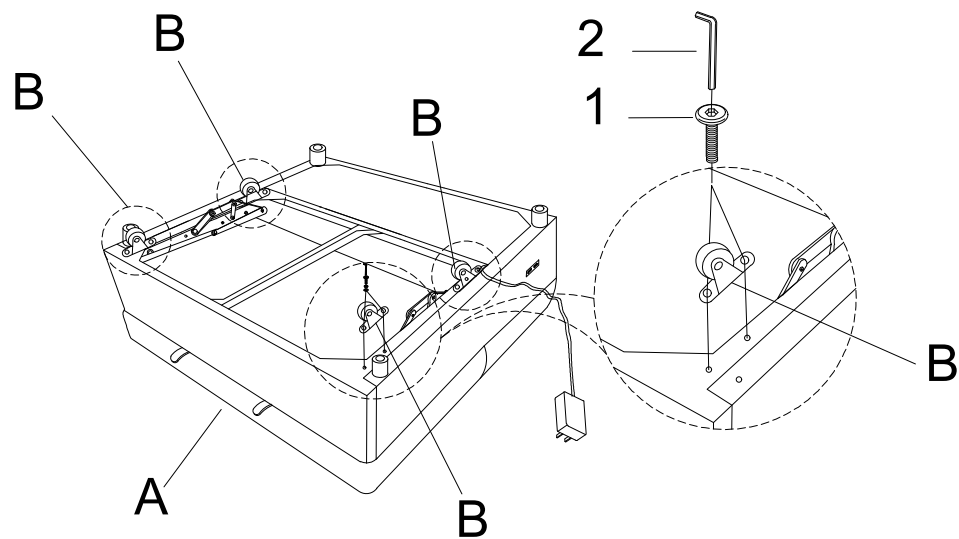
ASSEMBLING INSTRUCTIONS

Convertible Armless 2-Seater with Pull-out bed and Charging Ports

STEP 2:



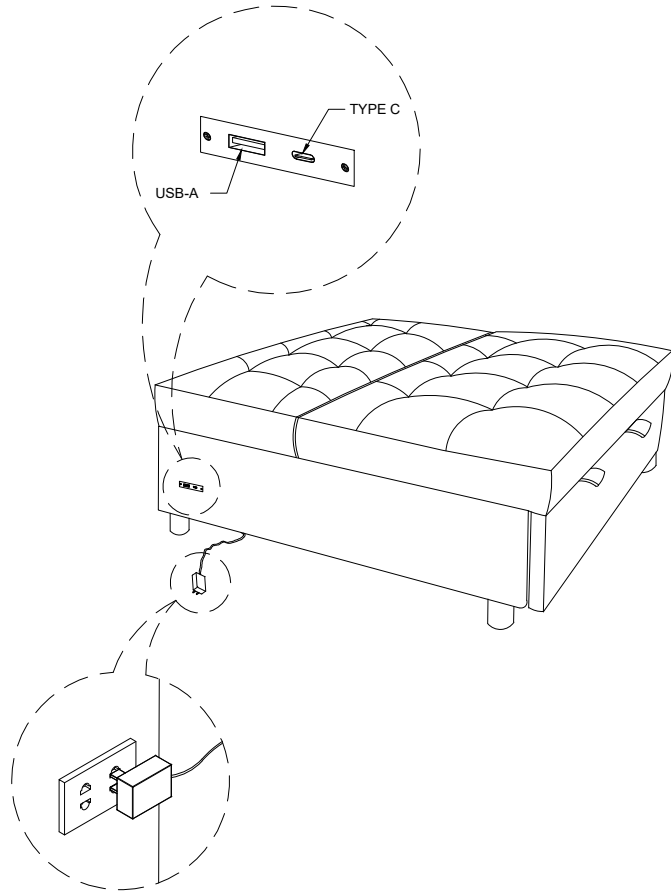
STEP 3:



ASSEMBLING INSTRUCTIONS

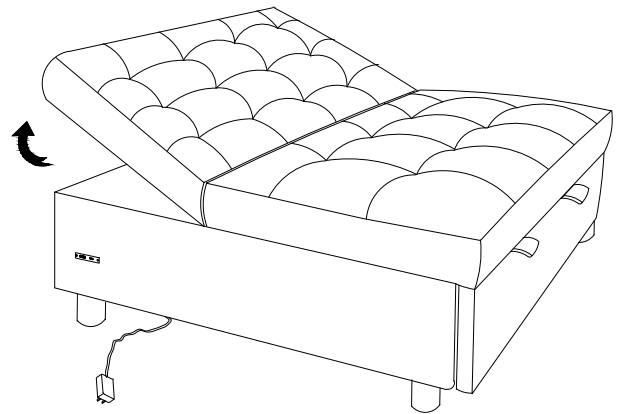
Convertible Armless 2-Seater with Pull-out bed and Charging Ports

STEP 4:

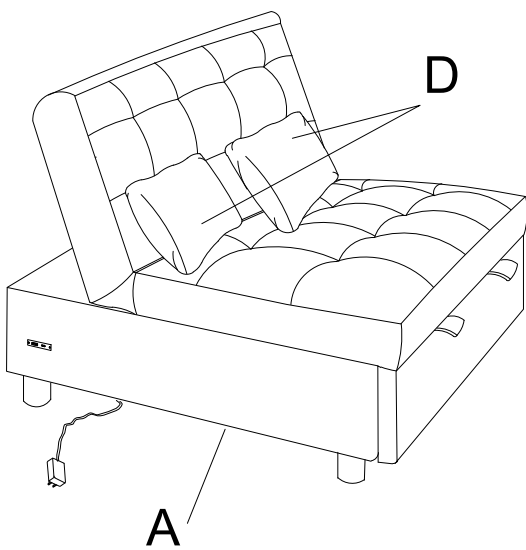


STEP 5.1: Use as Sofa.

Fold the backrest into the upright position.

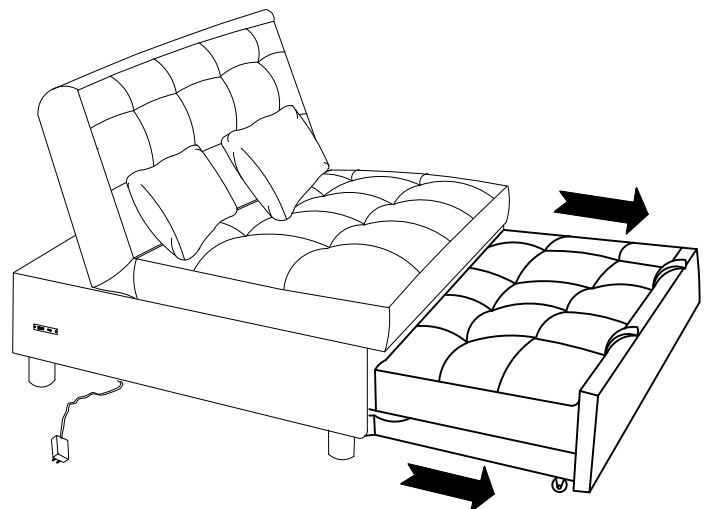


STEP 5.2:



STEP 6.1: Use as bed.

Pull out the bed from underneath the seat using the straps as shown.

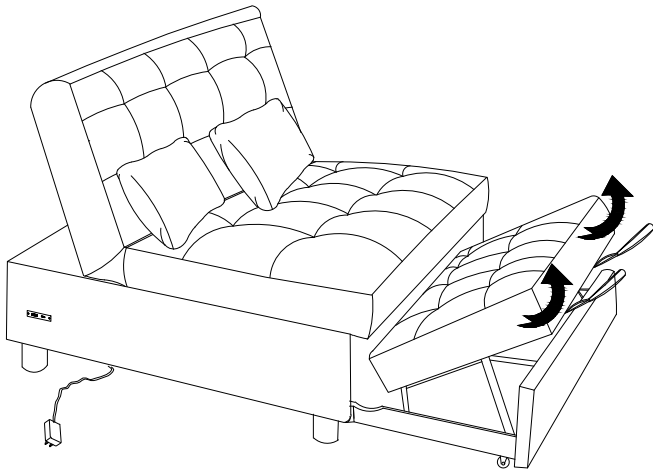


ASSEMBLING INSTRUCTIONS

Convertible Armless 2-Seater with Pull-out bed and Charging Ports

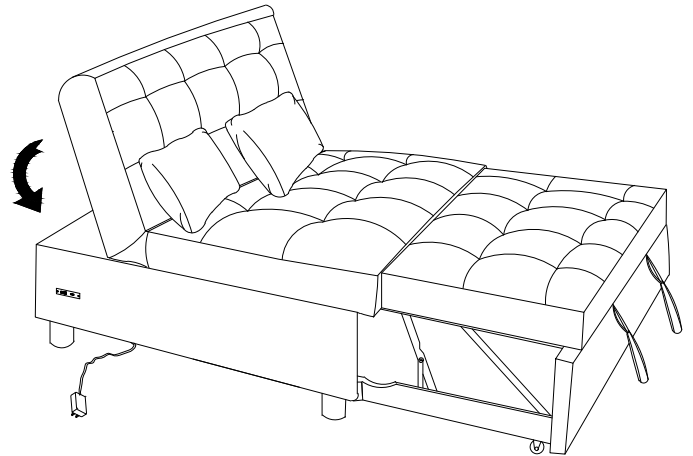
STEP 6.2:

Lift up the pull-out bed as shown.

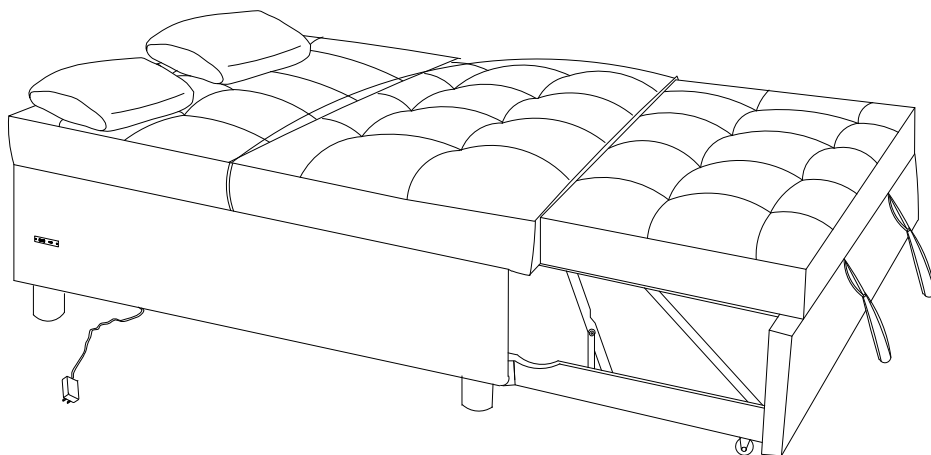


STEP 6.3:

Release the backrest from the upright position to flatten it.



Completed



Care Instruction for Textured Furniture:

In order to maintain the original appearance of your textured furniture, please follow below simple care procedures:

- Avoid exposing furniture directly to sunlight or heating and air conditioning outlets. Sunlight and or exposure to heating and air conditioning outlets will fade/damage textured.
- Vacuum or wipe with a soft cloth to remove dust.
- Hardware may loosen over time. Periodically check to make sure all connection are tight, Re-tighten if necessary



For item use on wooden floor,hard surfaces or carpets,it is recommended to install protective pads under all legs and supports to avoid/prevent from damages/scratches and discoloration.

Convertible Armless 2-Seater with Pull-out bed and Charging Ports

WARNING: To avoid serious injury:

- Do not allow electrical cord to be pinched between moving parts or between the frame and the floor. Do not place cord under carpet or in location where it could become worn.

Technique Parameter

- USB Input voltage: 5V/2.0A
- USB output voltage: 5V/1.5 - 2.0A
- Charging efficiency: 75% MAX