Triac Dimmable

SCCT Adjustable Color Temperature



User Manual

LA-023A1

Product Introduction

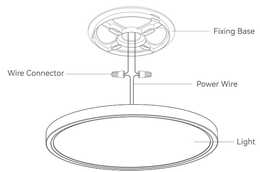



Packing List

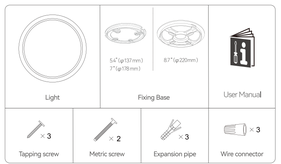

Installation Instructions

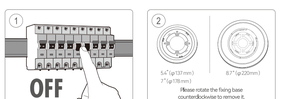

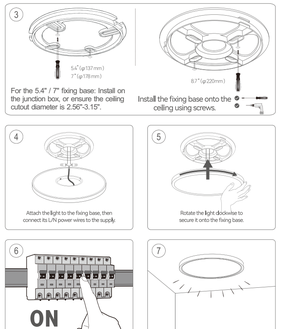

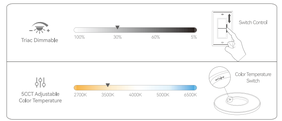

Basic Parameters

Product Name	LED CEILING LIGHT		
Product Model	RC12W5	RC15W7	RC18W9
Input Voltage	110-130 V AC 60 Hz		
Power	12 W	15 W	18 W
Product Size	5.4 in (φ137 mm)	7 in (φ178 mm)	8.7 in (φ220mm)
Ingress Protection	IP40		
Average Life	30000 hours		
Total Lumens	960 lm	1350 lm	1800 lm
CRI	Ra > 80		
Color temperature	2700K/3500K/4000K/5000K/6500K		
Color	White / Black		

Compatible Dimmer List

Brand	Lutron	Lutron	Lutron	Lutron	Lutron	Lutron	Lutron
Model	DVCL-153P	CTCL-153P	MACL-153M	AYCL-153P	TG-600P	MACL-153M	DV-603PG
Brand	Lutron	Leviton	Leviton	Leviton	Leviton	Leviton	
Model	MSCL-OP153M	2H2106	2E1102	2G3206	2H2205	2G2205	DM1011S

Troubleshooting Guide

Fault Phenomenon	Possible Causes	Solution
Flickering lights	Incompatible dimmer model	Replace compatible dimmer (See approval list on page 6)
	Fixture malfunction	Please contact Amazon's Customer Service team for return and exchange support
	Loose wiring connections	Turn off power and check all terminal connections
No illumination	Wiring fault	Check wiring connections
	Fixture malfunction	Contact authorized service center for replacement
Incorrect color temperature	Wrong CCT switch position	Adjust switch on fixture base
	Mixed LED batches	Replace all LEDs from same production lot
Insufficient brightness	Dimmer not at maximum setting	Rotate dimmer to 100% output position
Installation failure	Incorrect mounting procedure	Follow step-by-step installation diagram (See pages 2 and 3)

Safety Precautions

Read and follow the safety instructions below:

- Turn OFF the main power at the fuse of circuit breaker before installing the light fixture or making any electrical connection.
- Consult a qualified electrician to ensure correct branch circuit conductors.
- Do not use diluent, gasoline, or corrosive liquid to clean at risk of discoloration or damage.
- Do not attempt to change the light source. Replace it with a new light when the light source expires.
- Do not install the light in a damp location such as bathroom.
- For **indoor use only.**

Grounding and Bonding Requirements

This luminaire is designed and manufactured as a double-insulated (Class II) electrical product, which means:

(no accessible conductive parts requiring grounding).
No grounding connection is required