

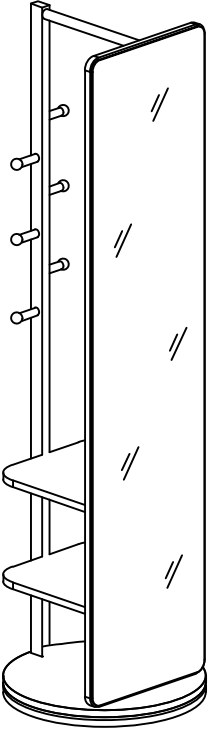














Illustration of Installation		List of Parts					List of Hardware				
Item No.	CYJ001	No.	Name	Graph	Size	Amount	No.	Name	Graph	Size	Amount
Name:	Full-length mirror 001 Solid Wood Rotary (Extra large)	1	Mirror backplane		1720*400*23MM	1	A	Hexagonal overmoulding wire		M7*38MM	4
Caution: (Installed) in the parts table and hardware table means that it has been installed in the finished product, and is not in the hardware bag!!!  		2	Base		∅500*44MM	1	B	Hexagon socket head screw		M6*35MM	6
		3	Laminate		390*337*18MM	2	C	Hexagon socket head screw (Installed)		M6*25MM	4
		4	Back rod		1706*40*25MM	1	D	Hexagon wrench		M4*57MM	1
		5	Reinforcement strip (Installed)		370*40*18MM	2	E	Sticker		∅20*1MM	3
		6	Hanging rod		337*∅25MM	1	F	Nonwoven fabric pad		∅25*3MM	5
		7	Handle		82*∅27MM	6					
This product has passed the wood inspection and paint inspection in full compliance with the national quality inspection standards. After passing the factory, it will be released from the factory and sold after confirming that the packaging is intact.  For better service, please feel free to give us your opinions on after-sales service.		Name	Wood Furniture	Standard:  GB/T 3324 GB/ 18584		Required Workers			Inspector		
									QC 02		
		Qualification	Pass								
		Grade	Class 1								