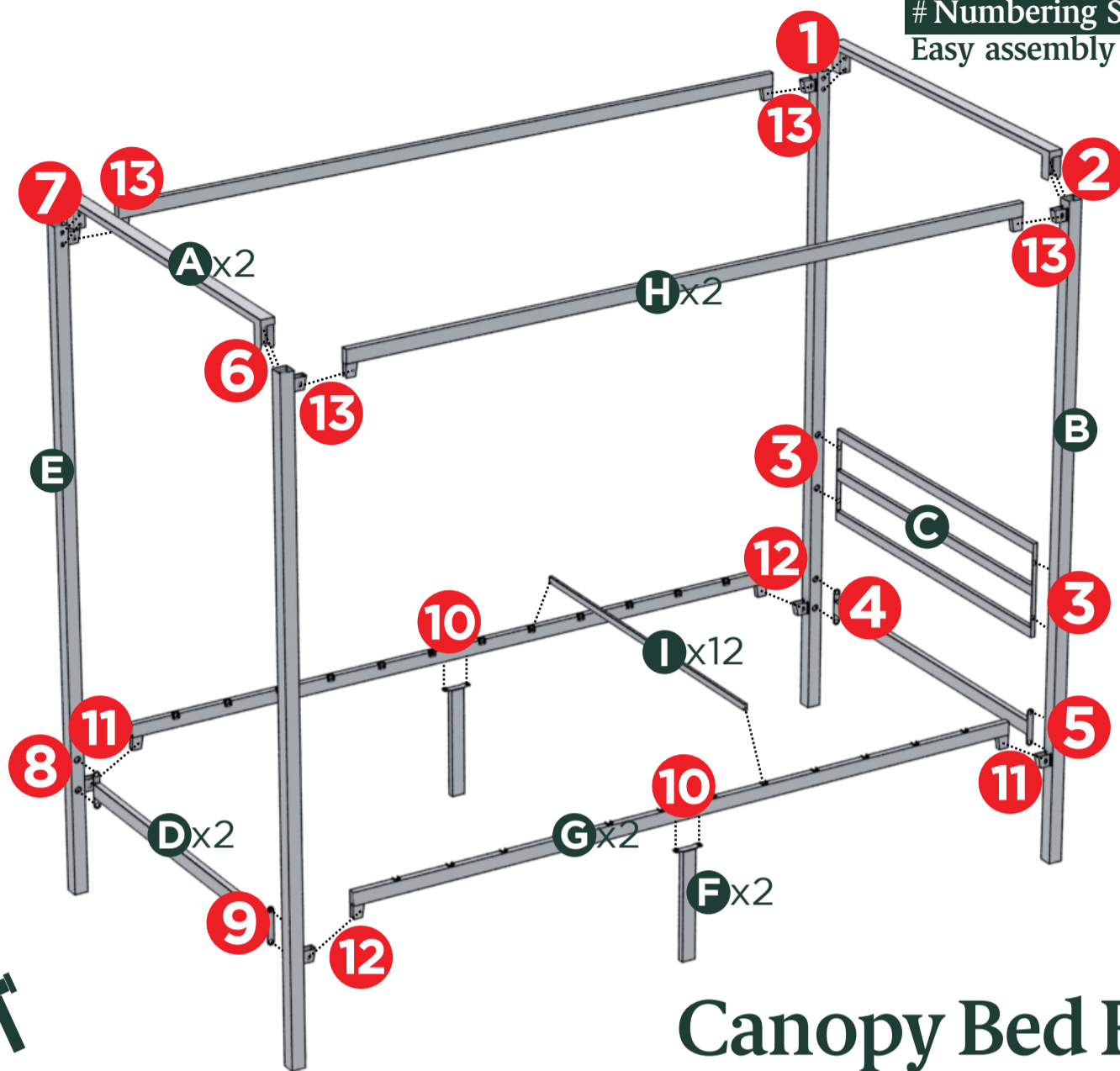


Numbering System
Easy assembly by following 1,2,3...














team
assembly
recommended

*Please use the rubber mallet
to secure all connection points.

Canopy Bed Frame

Twin

Components

	-----	A x 2 pcs
	-----	B x 1 set
	-----	C x 1 pc
	-----	D x 2 pcs
	-----	E x 1 set
	-----	F x 2 pcs
	-----	G x 2 pcs
	-----	H x 2 pcs
	-----	I x 12 pcs
	-----	S x 32 pcs
	-----	x 1 pc

Easy as 1 2 3

Assembly Instruction

Numbers must Match for Secure Assembly

1 2 3 ... 13

Canopy Bed Frame Twin

