

LED SECURITY FLOOD LIGHT

Catalog No. : STLR22-PC-5CCT-BZ
 Type : Flood and Spot Lights
 Project Name :
 Location :
 Qty :
 Date :



WARM-TO-COOL SELECTABLE

PROBRITE's STELLA twin-head flood light, is engineered with 22-Watt integrated LED. It is meant to help illuminate the night and suits your outdoor space and provide an added level of outdoor security lighting. The twin-heads are durable, and constructed by polycarbonate in bronze finishing, making it both impact and weather resistant. Consumers can choose from 2 operating modes, manual operation through an ON/OFF switch or dusk to dawn mode, which automatically turns the light on at dusk and off at dawn.

PRODUCT PERFORMANCE AT A GLANCE

SYSTEM WATTAGE	LUMENS	LPW	CRI	REPLACES (Incandescent)
22W	2250 lm	102 lm/w	>80	75W

COLOR ADJUSTING REMOTE



DUSK-TO-DAWN

HOUSING

Die cast aluminum housing with corrosion resistant powder-coated paint finish. It is designed to ensure cooling by natural convection and passive airflow, to let driver perform efficiently

OPTICS

Prismatic acrylic polycarbonate lens, provides wide and even light coverage without visible "hot-spots" on the lens and gives superior lighting experience.

FINISH

Fade, weather, and abrasion resistant, electrostatically applied, thermally cured, triglycidic isocyanurate (TGIC) textured polyester powdercoat bronze paint finish.

IP RATING & LISTINGS

LED light engine is Energy Star, and suitable for Wet Location.

MOUNTING

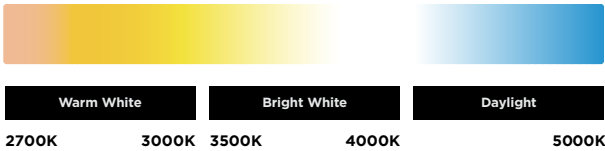
It can be mount on wall or eave with plate attached to any junction box.

WARRANTY

Covered by a 5-year limited warranty. See probrite.com/warranty for details.

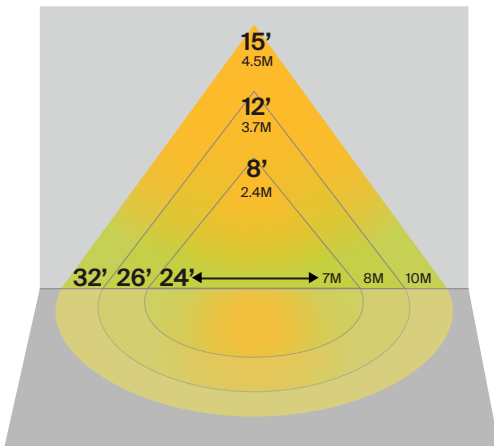
PRODUCT SPECIFICATION

Product Dimensions	: 7.45" x 10.06" x 5.43"
Weight	: 2.42 lbs
Lumens	: 2250
LED Wattage	: 22W
Efficacy	: 102
CRI	: >80
Replaces (Incandescent)	: 75W
Mounting	: Wall Mount/Eave Mount
Frequency	: 50-60Hz
THD (Total Harmonic Distortion)	: <20%
PF(Power Factor)	: >0.9
Ambient Operating Temperature	: (-30°)-40°C
Input Voltage	: 120V
LED Chip	: -
Photocell	: Yes
Driver	: Non-dimming
Standard Lifetime	: 50,000 hrs
Standard Warranty	: 5 Years
Water Proofing Grade	: Suitable for wet location
CCT	: 2700K-5000K
Certifications	: Energy Star, FCC Certified, UL Certified

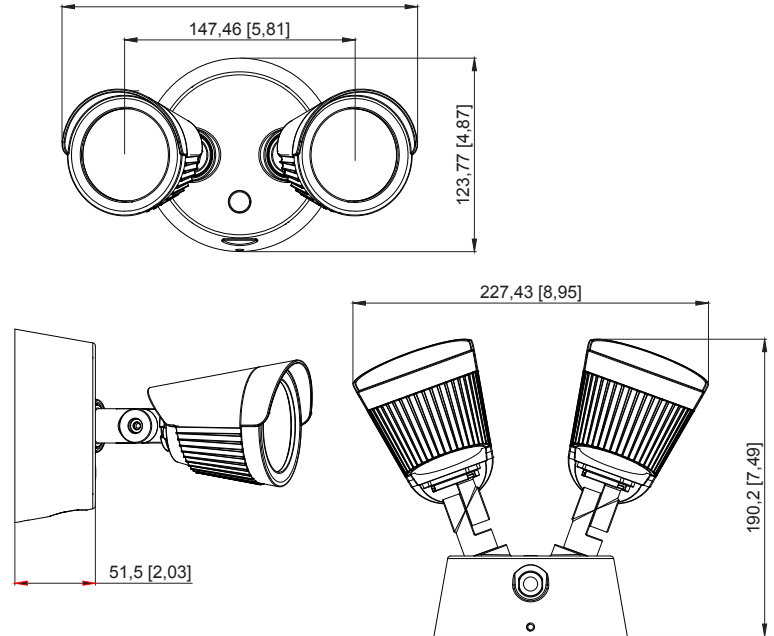


SUGGESTED MOUNTING HEIGHT:
6-12 FT.(1.8-3.7 M)

3D PHOTOMETRIC VIEW



PRODUCT LINE DRAWING



APPLICATION

SUITABLE FOR MULTIPLE APPLICATIONS

SECURITY • GENERAL LIGHTING • ENTRYWAYS
• DRIVEWAYS • BACKYARDS • SIGNAGE

