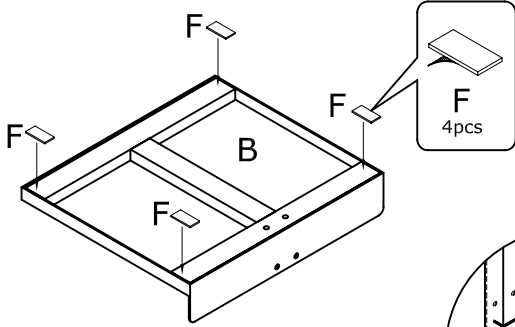


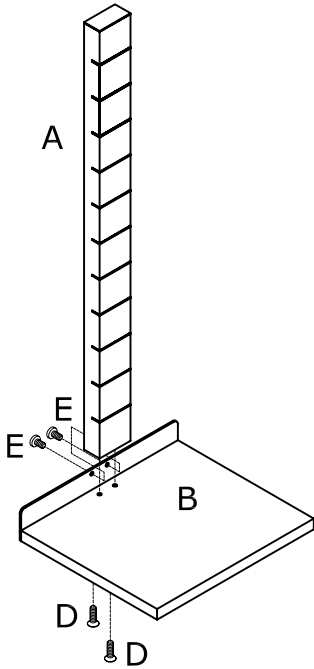
# Spine Book Tower

## (ASSEMBLY INSTRUCTIONS)

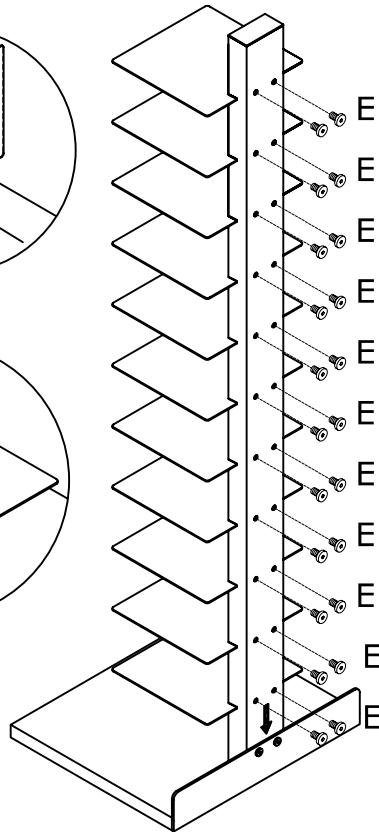
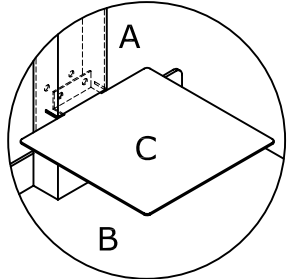
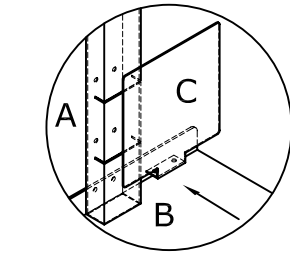
### STEP 1



### STEP 2

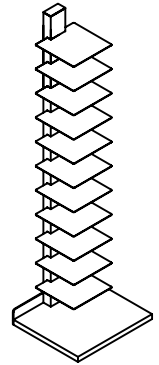


### STEP 3



Assembly Direction From Bottom To Top

NO.	DESCRIPTION	Q'TY
A		1
B		1
C		11
D		2
E		24
F		4
G		1



COMPLETE UNIT

### PARTS REPLACEMENT FORM

Style No.  
Customers Name

Street, City, State, Zip

Phone#

PARTS  
LETTER

PART  
DESCRIPTION

QUANTITY  
NEEDED

Please indicate where you purchased this item.  
Store/ website/ catalog

Please indicate /color/ size/style number.