


# ASSEMBLY INSTRUCTIONS



## + Do Not Use Power Tools



## + Suggested Adults



### NOTE:

- 1 Read instructions cover to cover.
- 2 Save all packaging until assembly is completed.

## 1 IMPORTANT SAFETY INFORMATION

**Do not** assemble the product if any of the following parts arrived damaged:


- part # - Chair Base
- part # - Big ball pillow
- part # - Leg

## 2 IMPORTANT ASSEMBLY INFORMATION

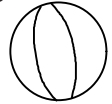
**Assembly Step** If loosening persists, please make sure to tighten all the bolts periodically, or use a thread locker adhesive.

## + Parts Included

- ① Chair Base  
1pc



- ② Big ball pillow  
1pc



- ③ Leg  
4 pcs

