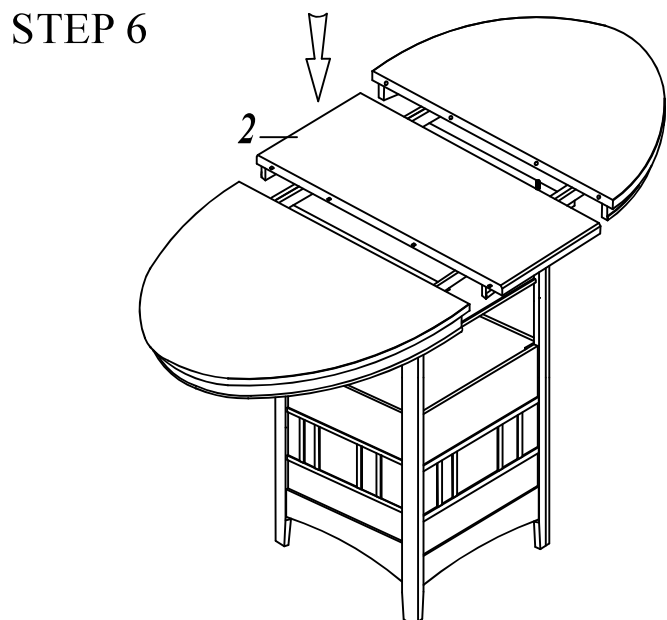
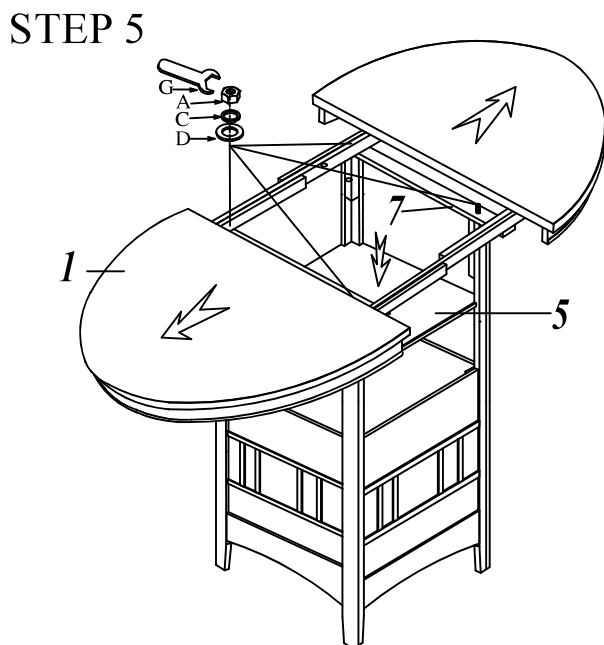
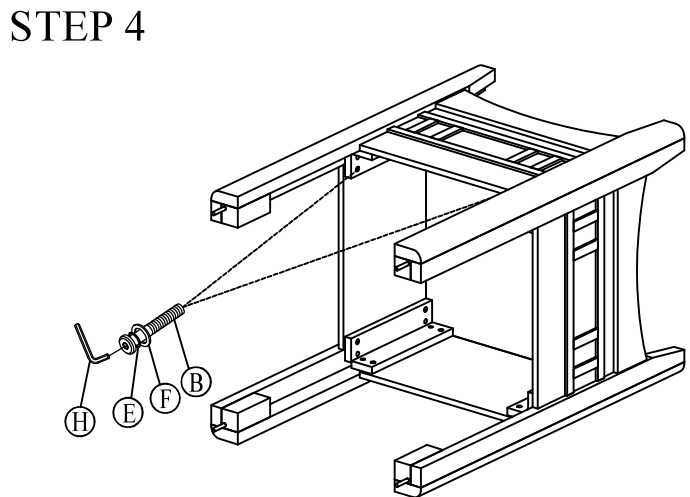
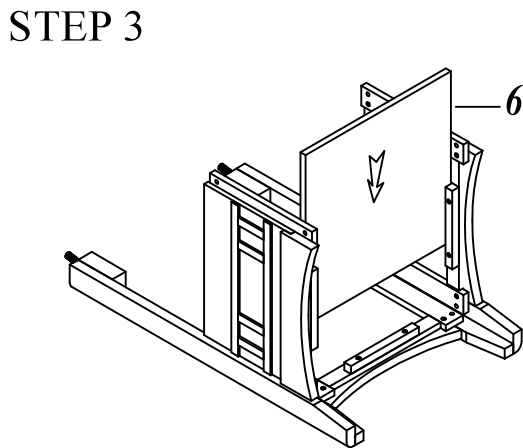
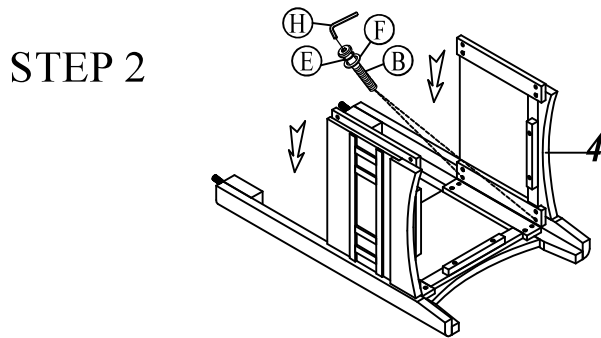
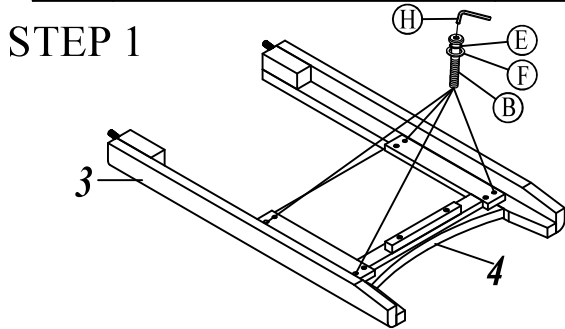


# ASSEMBLY INSTRUCTIONS

Dimensions : (42+18)"L x 42"W x 36"H  
Description: Counter Height Table

No	Description	Q'ty
1	TABLE TOP	1pc
2	TABLE LEAF	1pc
3	TABLE LEG	4pcs
4	BASE SIDE PANEL	4pcs
5	TOP FLOOR SHELF	1pc
6	BOTTOM PANEL	1pc
7	WOOD SLAT	2pcs

No	Description	Q'ty
A	NUT	4pcs
B	BOLT	16pcs
C	LOCK WASHER	4pcs
D	METAL WASHER	4pcs
E	LOCK WASHER	16pcs
F	METAL WASHER	16pcs
G	WRENCH	1pc
H	ALLEN KEY	1pc



# ASSEMBLY INSTRUCTIONS

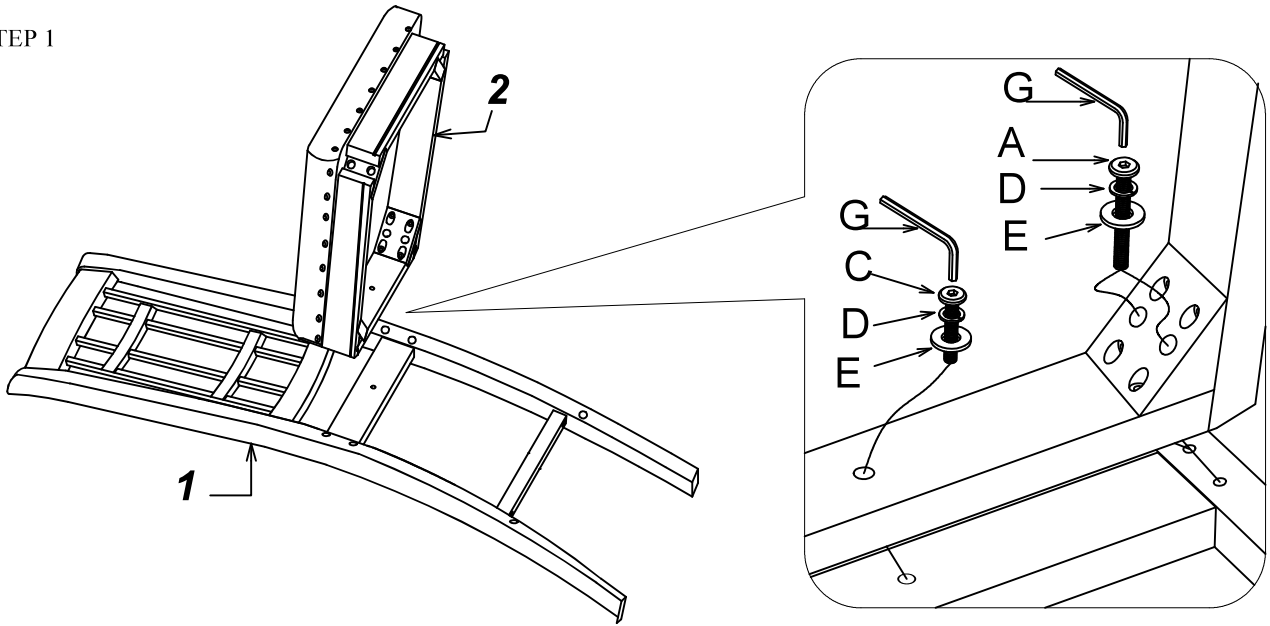
Dimensions : 20-1/2"D\*18"W\* 40"H

## Description : Counter Height Chair

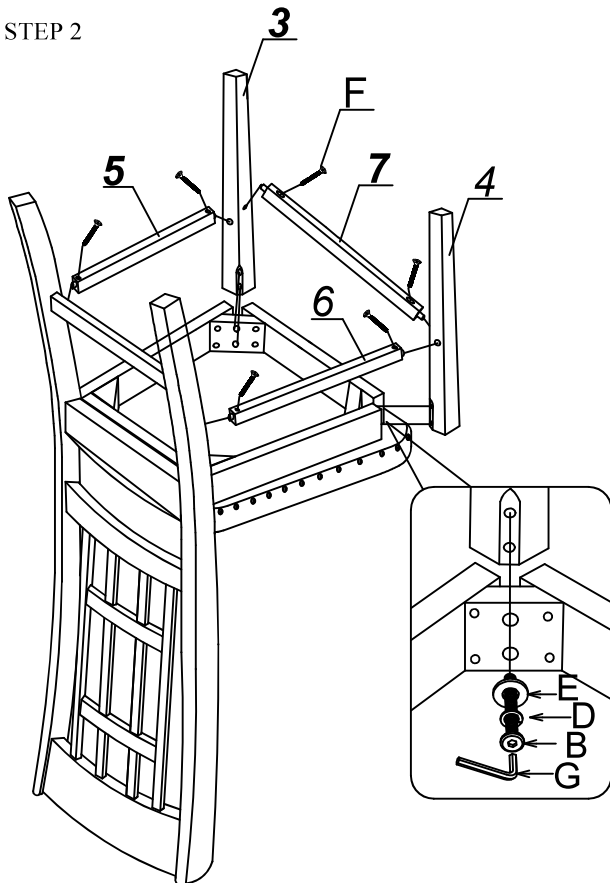
No	Description	Q'ty
1	BACK FRAME	1pc
2	SEAT FRAME	1pc
3	RIGHT FRONT LEG	1pc
4	LEFT FRONT LEG	1pc
5	RIGHT SIDE STRETCHER	1pc
6	LEFT SIDE STRETCHER	1pc
7	FRONT STRETCHER	1pc

No	Description	Q'ty
A	LONG BOLTS	4pcs
B	MIDDLE BOLT	4pcs
C	SHORT BOLT	1pcs
D	LOCK WASHER	9pcs
E	METAL WASHER	9pcs
F	ALLEN KEY	6pcs
G	WOOD SCREW	1pc

STEP 1



STEP 2



FINISH

