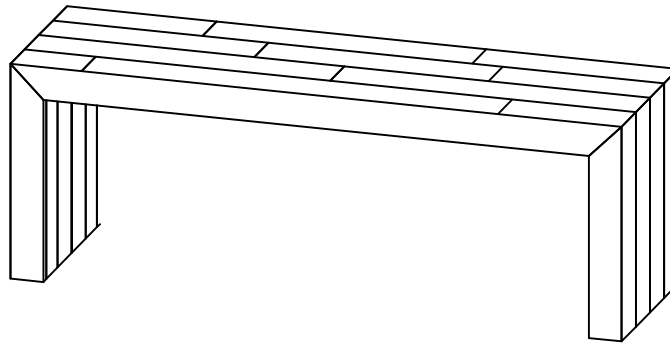




# ASSEMBLY INSTRUCTIONS







THANK YOU FOR YOUR PURCHASE!

## PARTS AND HARDWARE.

### PARTS LIST

NO.	DESCRIPTION	IMAGE	Q'TY
P1	TABLE TOP		1
P2	LEGS		2

### HARDWARE LIST

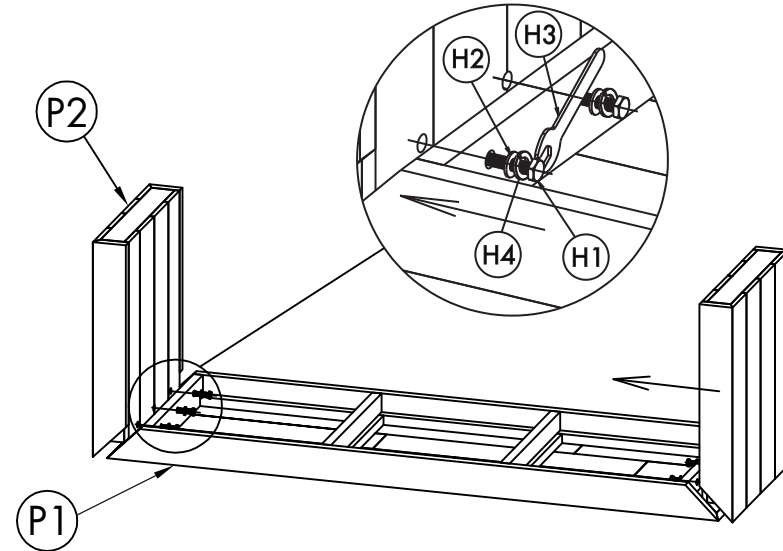
NO.	DESCRIPTION	IMAGE	Q'TY
H1	BOLT M8x60		6
H2	FLAT WASHER M8		6
H3	SPANNER 13MM		1
H4	SPRING WASHER		6

## NOTES.

Thank you for purchasing this quality product! Be sure to check all packing material carefully for small part that may have come loose inside the carton during shipping.

**CAUTION:** The item is heavy, assembly should be performed by two people.

## STEP 1.



## STEP 2.

