



Bathroom Mirror



Instruction Manual

 Note: after opening the package, please firstly check if there is for any damage or missing parts in transit. If anything is missing please contact us. This document describes how to install and maintain the products.

PACKING LIST



A x1



B x2



C x2

INSTALLATION TOOLS



SCREWDRIVER



ELECTRIC DRILL




PENCIL



TAPE MEASURE

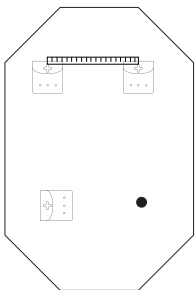
BEFORE INSTALLATION

 Congratulations on your purchase of the mirror cabinet. Please read these instructions carefully before starting installation.

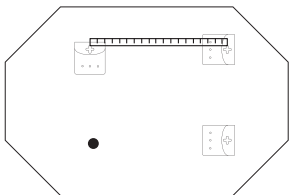
1. If any parts are missing or damaged, compare all parts with those listed in the package contents section. Do not install or use this. Contact customer service.
2. Use the product with care to prevent the sides and edges of the glass from being damaged.
3. Before drilling, ensure that there are no hidden pipes and cables in the wall.
4. Ensure that the fixed position can support the weight of the whole accessories. (solid stone/brick wall)
5. It is recommended that the installation be carried out by qualified technical personnel.
6. Wear proper eye protection when drilling. Be careful when using power tools near the water.
7. It is recommended that at least two persons perform the installation together.

INSTALLATION INSTRUCTIONS

01



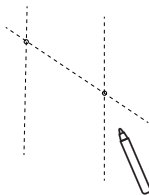
Vertical suspension



horizontal suspension

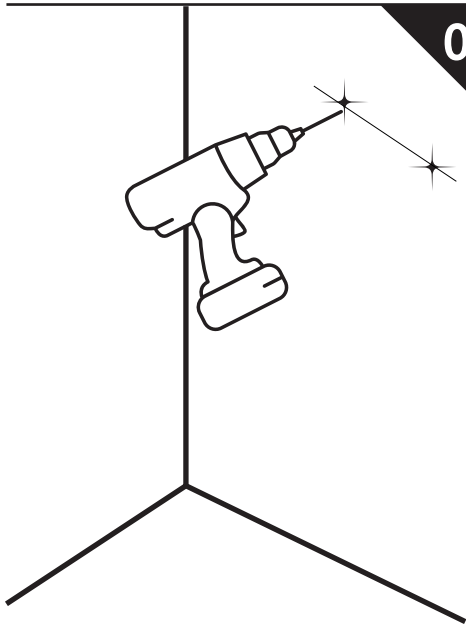
Measure the distance between the 2 hook holes on the back

02



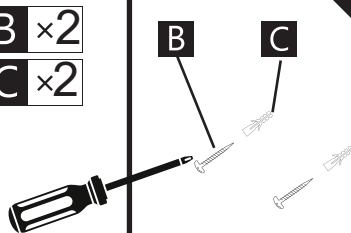
Measure the mounting height and draw a horizontal line on the wall. According to the measured data Then mark the position of the screw hole

03



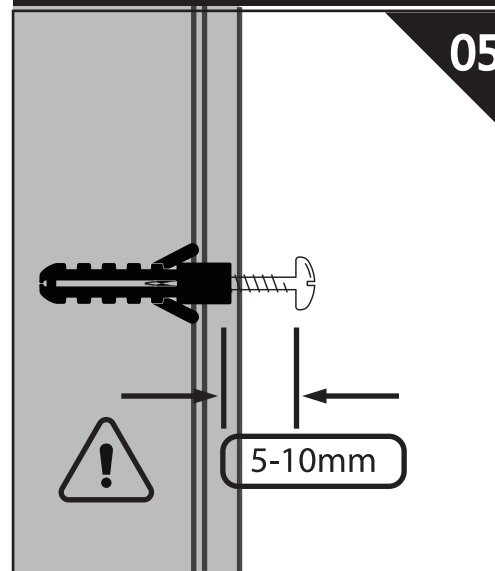
B × 2
C × 2

04

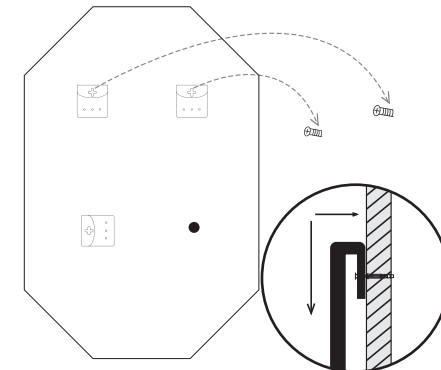


INSTALLATION INSTRUCTIONS

05



06



SAFETY INSTRUCTIONS AND WARRANTY

Caution: Danger of Injury

- Gloves and safety glasses should be worn when removing, installing, repairing or maintaining the mirror cabinet from the carton.
- Consider small parts and destroy packaging materials as these can be harmful to children. The mirror is very heavy. Let the rescuers pick it up. Two people performing this installation is the easiest.

Product Warranty

Product warranty from the date of purchase, manufacturer warranty for one year. If you have any questions, please feel free to contact us. We'll give you a satisfactory solution