

## NOTICE

- \* Please make sure that you have all parts indicated and they are in good condition before you begin assembly of this item. Refer to part list and hardware list below for guidance.
- \* This item should be assembled on a soft surface to prevent scratching the finish during assembly.
- \* This item may require periodic tightening.
- \* If you are having difficulty, our friendly Customer Care team is always here to help. Please email [customersupport@safavieh.com](mailto:customersupport@safavieh.com)






## PREPARATION

- \* Before beginning assembly of product, make sure all parts are present. Compare parts with part contents list and hardware contents list.
- \* If any part is missing or damaged, do not attempt to assemble the product.
- \* Estimated Assembly Time: 20 minutes.
- \* Tools Required for Assembly (included): Allen Key
- \* Require 2-3 person for assembly.

## CARE AND MAINTENANCE

- Blot up spills immediately, always use coasters on table tops under beverages. Use trivets or mats under hot dishes or cookware. Clean with warm water and dry surface immediately after cleaning. Do not use cleaners that contain acid such as bathroom cleaners, grout cleaner, and tile cleaners. Do not use abrasive cleaners in either dry or liquid forms. Use a cleaner and polish formulated for marble surfaces.
- Keep rough and sharp objects away from chrome surfaces. Where possible apply protective pads to the undersides of items surfaces. Although resistant to rust, Chrome metals will oxidize if the coating is chipped, scratched or exposed to harsh chemicals over time. Furniture should be thoroughly cleaned periodically, using a soft towel with a mild soap solution. Do not use harsh solvent-based, abrasive or stainless steel cleaners.

## PARTS & HARDWARE LIST


Piece	Description	Picture	Quantity	Carton call
A	Marble Top		1x	1 of 2
B	Marble Legs		4x	2 of 2
HW1	JCB Bolts 13x8mm		12x	1 of 2
HW2	Allen key (5 mm)		1x	1 of 2
HW3	Flat Washer (25x8)		12x	1 of 2

# SAFAVIEH

## COOUTURE

ITEM ID : SFV9740

PRODUCT DIMENSION : 35.5"WX35.5"Dx14"H



### ⚠ WARNING ⚠

**Weight Capacity : 100 lbs**

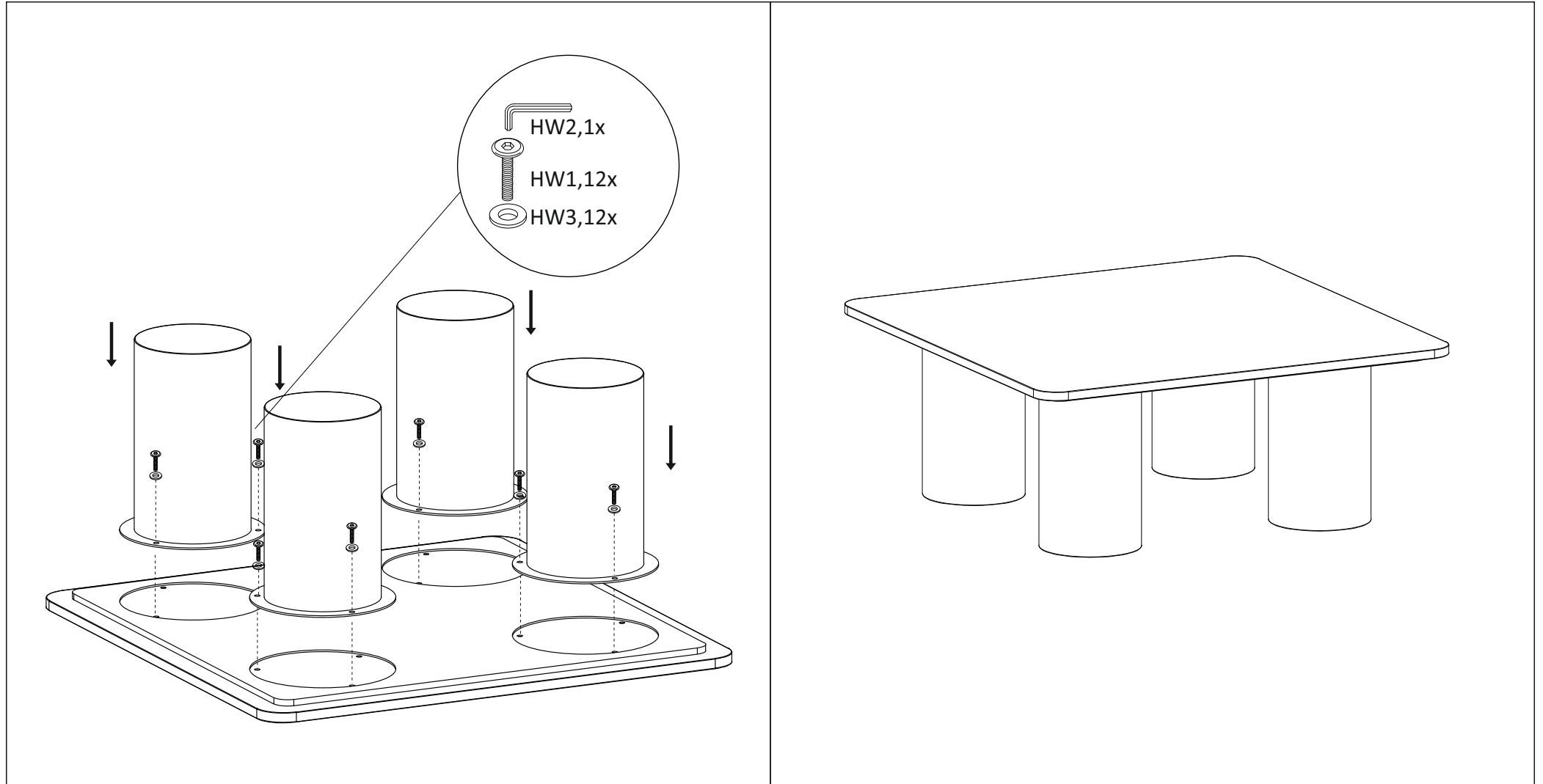
**WARNING : DO NOT STAND/SIT ON COFFEE TABLE**

**WARNING : DO NOT DRAG COFFEE TABLE**

**WARNING : HEAVY PRODUCT**

# PREPARATION

- \* Before beginning assembly of product, make sure all parts are present. Compare parts with part contents list and hardware contents list.
- \* If any part is missing or damaged, do not attempt to assemble the product.
- \* Estimated Assembly Time: 20 minutes.
- \* Tools Required for Assembly (included): Allen Key
- \* If you are having difficulty, our friendly Customer Care team is always here to help. Please email [customersupport@safavieh.com](mailto:customersupport@safavieh.com)



**STEP 1:** Place the marble top (A) on a flat, soft surface. Align the screw holes on the legs (B) to the screw holes on the marble top (A). Place the Flat Washers (HW3) on the JCB Bolts (HW1) as shown. Use the Allen key (HW2) to screw in the bolts and washers to attach the legs to the top.

**STEP 2:** Turn the table right side up. Your product is now ready for use.