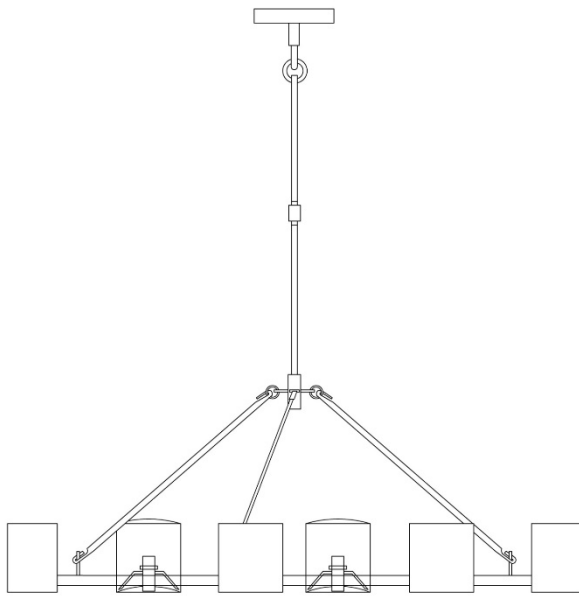










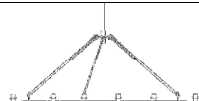


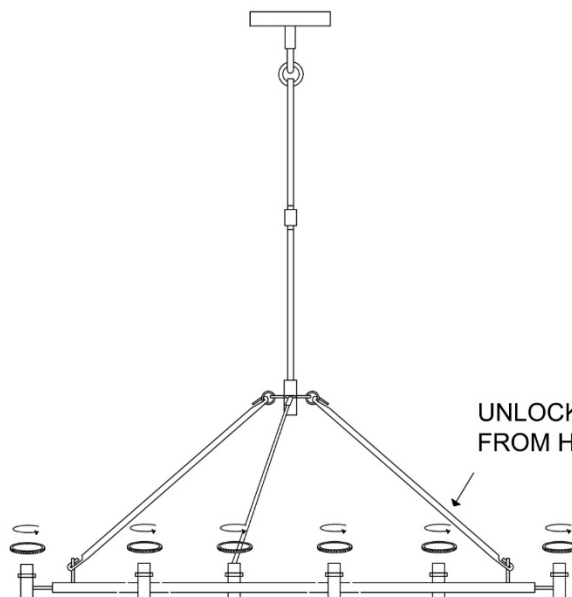
# ASSEMBLY INSTRUCTIONS

## CHANDELIER

Thank for your purchasing this quality product. Be sure to check all packing material carefully for small parts which may have come loose inside the carton during shipment. Identify and count all parts and compare with the parts list below.



HARDWARE LIST			
A		CANOPY	01
B		MOUNTING PLATE	01
C		SHADE RING	06
D		BUSH	06
E		BULB (NOT INCLUDED)	06
F		ALLEN KEY	01
G		PIPE 6"	02
H		PIPE 12"	02
I		PIPE 18"	02
J		SHADE	06
K		BODY	01



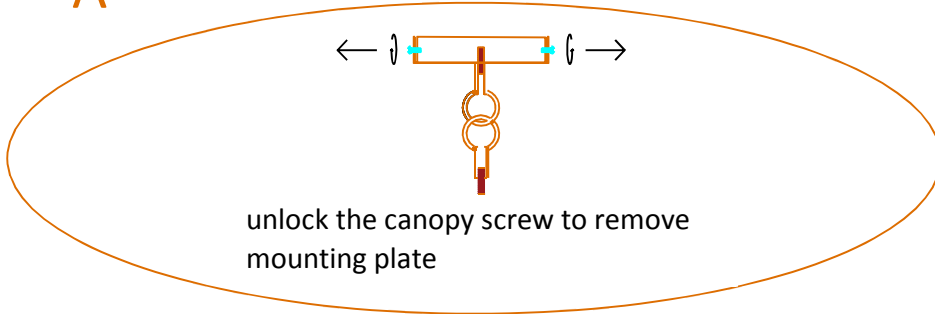
UNLOCK THE SHADE RING FROM HOLDER COVER

# ASSEMBLY INSTRUCTIONS

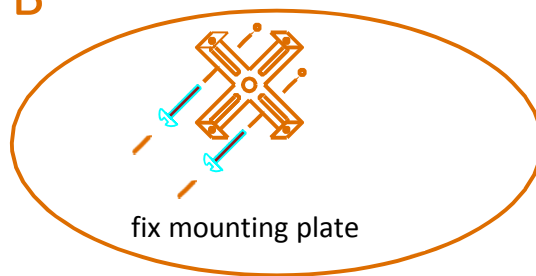
## CHANDELIER

### CHANDELIER DETAILS

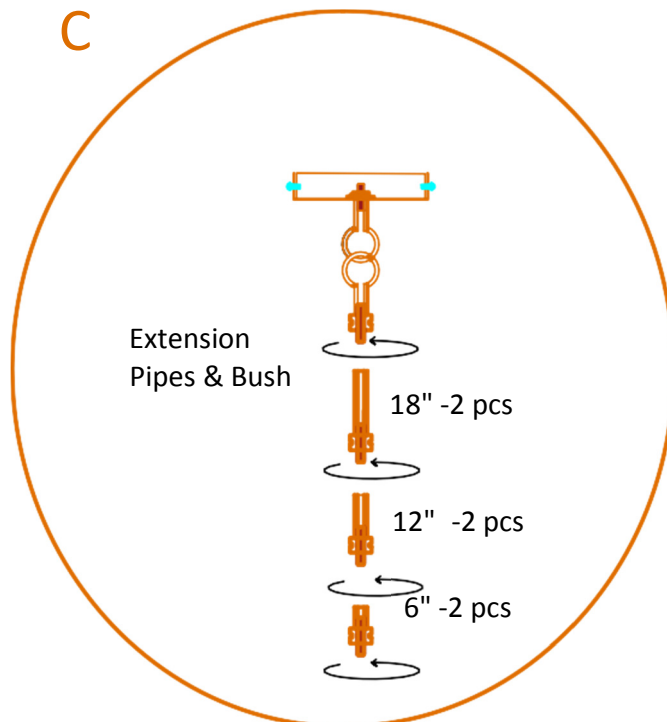
A



B



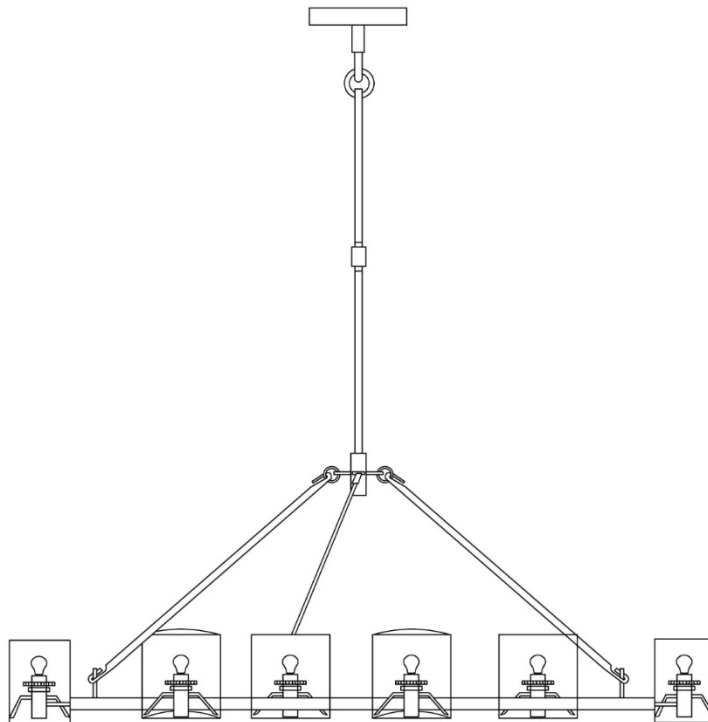
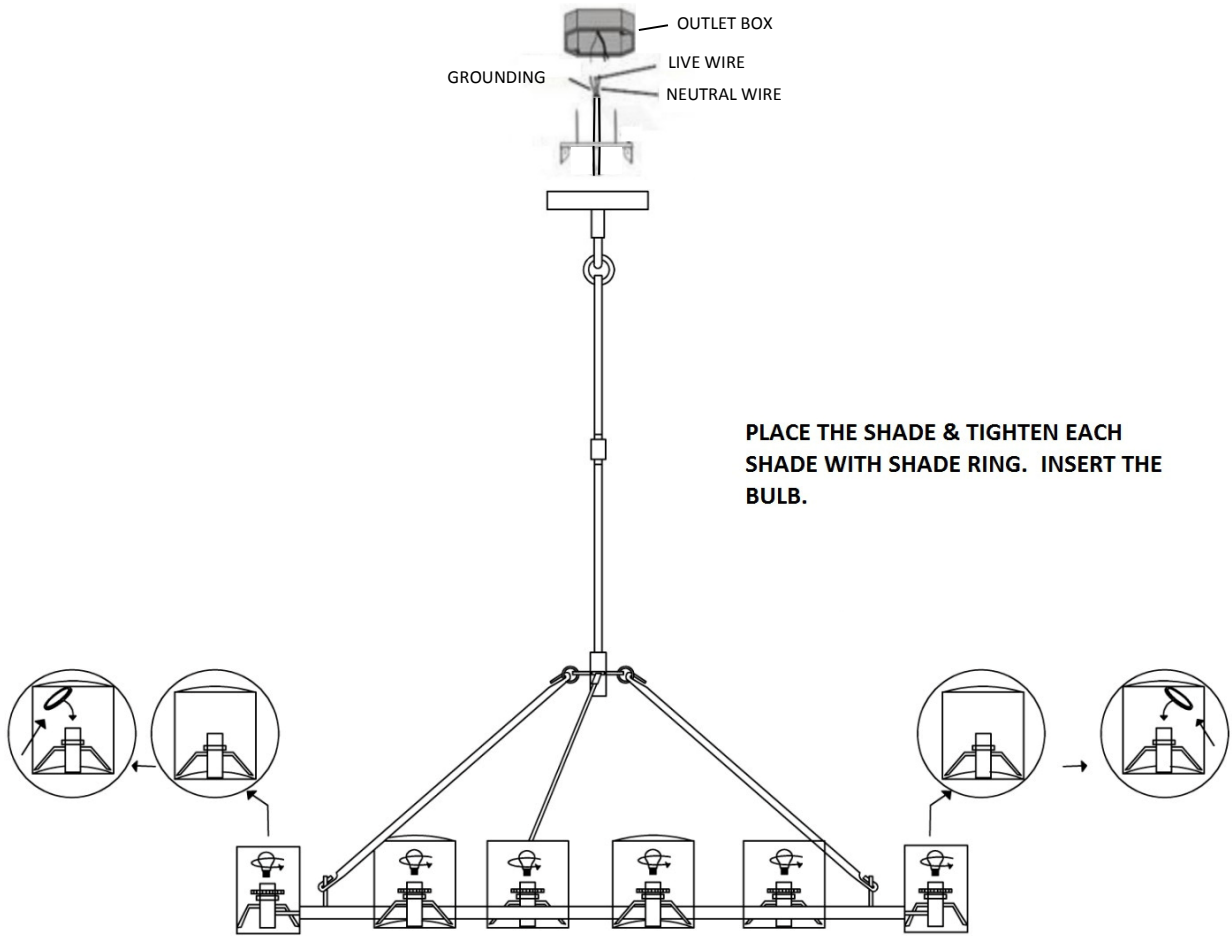
C



# ASSEMBLY INSTRUCTIONS

## CHANDELIER

OUTLET BOX  
LIVE WIRE  
NEUTRAL WIRE  
GROUNDING



**FINISHED**

# ASSEMBLY INSTRUCTIONS

## CHANDELIER

### WIRING CONNECTIONS

1. Shut down the power at the breaker panel.
2. Connect wires:
  - Ground wire: Connect fixture ground wire (green) to supply ground wire
  - Neutral wire: Connect fixture neutral wire (white) to supply neutral wire
  - Hot wire: Connect fixture hot wire (black) to supply hot wire
3. Make sure all connections are tight, then carefully tuck into the junction box

### IMPORTANT SAFETY INSTRUCTIONS

Use an authorized and certified electrician for consultation and installation. Electrician must be familiar with commercial-type applications of chandeliers.

It is recommended to use 6 x 25 watt maximum type B standard Bulb

### WARNINGS

All wires are connected. When unpacking, be careful not to pull wires, as a bad connection may result. Do not connect electricity until your fixture is fully assembled. Do not touch or look directly at the Bulb when fixture is illuminated. Keep flammable materials away from lit Bulb.

THIS PRODUCT IS NOT A TOY AND HAS NO PLAY VALUE.

### STRANGULATION HAZARD

Keep cord at least 3 feet away from cribs, bassinets, and toddler beds.  
Keep out of reach of children under 3 years of age.