







# ASSEMBLY INSTRUCTION

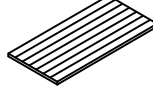



## DESCRIPTION: TRESTLE TABLE

Thank you for purchasing this quality product. Be sure to check all packing material carefully for small parts, which may have come loose inside the carton during shipment. Identify and count all parts and compare with the parts list below.

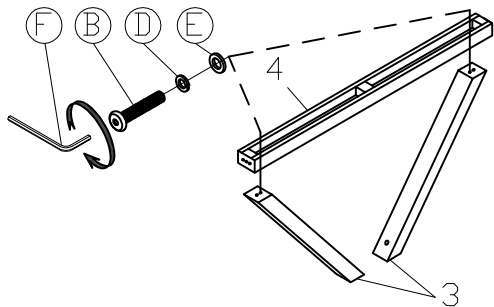
### HARDWARE LIST

NO	DRAWING	DESCRIPTION	Q'TY
A		Bolt $\phi 5/16$ "x1-1/2"	8 pcs
B		Bolt $\phi 5/16$ "x1-3/4"	4 pcs
C		Bolt $\phi 5/16$ "x2-9/16"	2 pcs
D		Spring Washer $\phi 5/16$ "	14 pcs
E		Flat Washer $\phi 5/16$ "x19"x2mm	14 pcs
F		Allen Key 4mm	1 pc

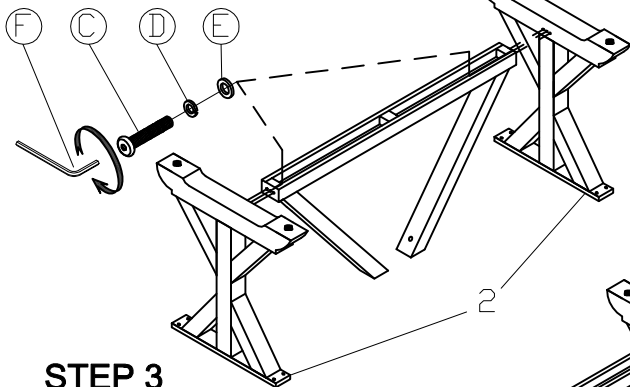
### PARTS LIST

NO	DRAWING	DESCRIPTION	Q'TY
1		Table Top	1 pc
2		Trestle Leg	2 pcs
3		Side Strecher	2 pcs
4		Center Strecher	1 pc

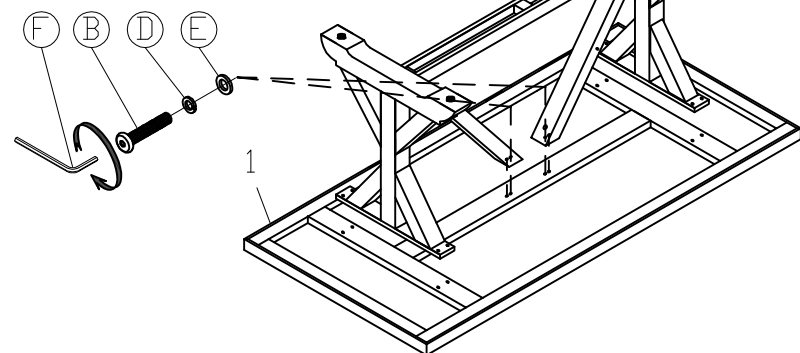
### STEP 1



### STEP 2



### STEP 3



### STEP 4

