









ASSEMBLY INSTRUCTION

DESCRIPTION

QUEEN BED

NO.	Hardware List			Q'ty	NO.	Hardware List			Q'ty
1		JCBC bolt	5/16"x45mm	12	5		JCBC Bolt	5/16"	8
2		JCBC bolt	5/16"x80mm	8	6		Allen Wrench	12.8mm	1
3		Flat Washer	5/16"x19x2mm	20	7		Allen Key	M4	1
4		Spring Washer	5/16"x13mm	20	8		Screw	M4x1"	30

Part List	Headboard (A)	Footboard (B)	Side Rail (C)	Slat (D1)	Slat (D2)	Support Slat (E)
	1	1	2	11	4	4
Queen Bed	