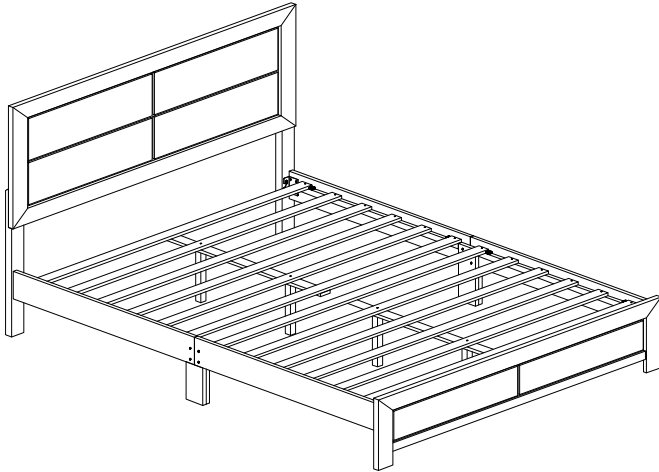


QUEEN BED

Headboard / Footboard / Side Rail

Thank you for purchasing this quality product . Be sure to check all packing material carefully for small parts that may have come loose inside the carton during shipment.

****Do not fully tighten screws until fully assembled****

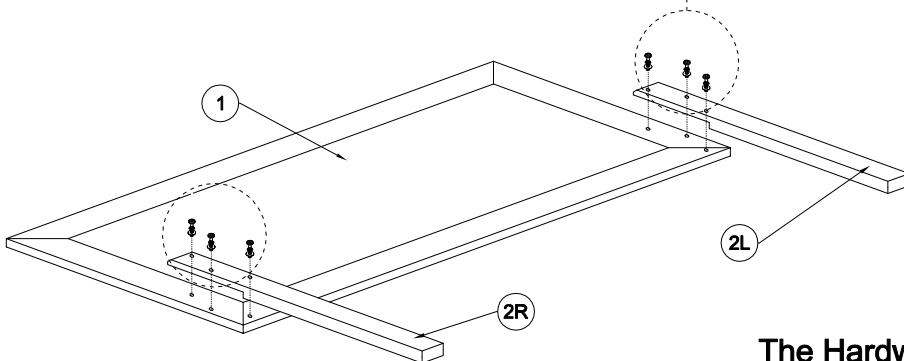
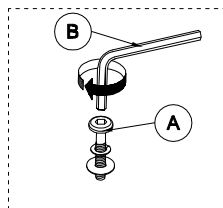


COMPLETE ASSEMBLY

Box of Headboard / Footboard / Rail - Hardware List			
A		JCBB BOLT M8 x 1.0 x 40 mm	6
B		ALLEN KEY - M5	1
C		JCBB BOLT - M8 x 16 mm	8
D		JCBC BOLT M6 x 1.0 x 40 mm	8
E		JCBC BOLT - M6 x 50 mm	4
F		CSK SCREW - M4 x 32 mm	24
G		ALLEN KEY - M4	1

Box of Headboard / Footboard / Rail		
NO	DESCRIPTION	QTY
1	Headboard	1
2	Headboard Leg - L & R	2
3	Footboard	1
4	Side Rail - L & R	4
5	Side Rail Support Leg	2
6	Bed Slat	12
7	Middle Slat	2
8	Slat Support	4

STEP 1



The Hardware is Located in the Packing Items.

PLACE WOOD PARTS ON A CLEAN NON-ABRASSIVE SURFACE

QUEEN BED

Headboard / Footboard / Side Rail

Thank you for purchasing this quality product . Be sure to check all packing material carefully for small parts that may have come loose inside the carton during shipment.

****Do not fully tighten screws until fully assembled****

