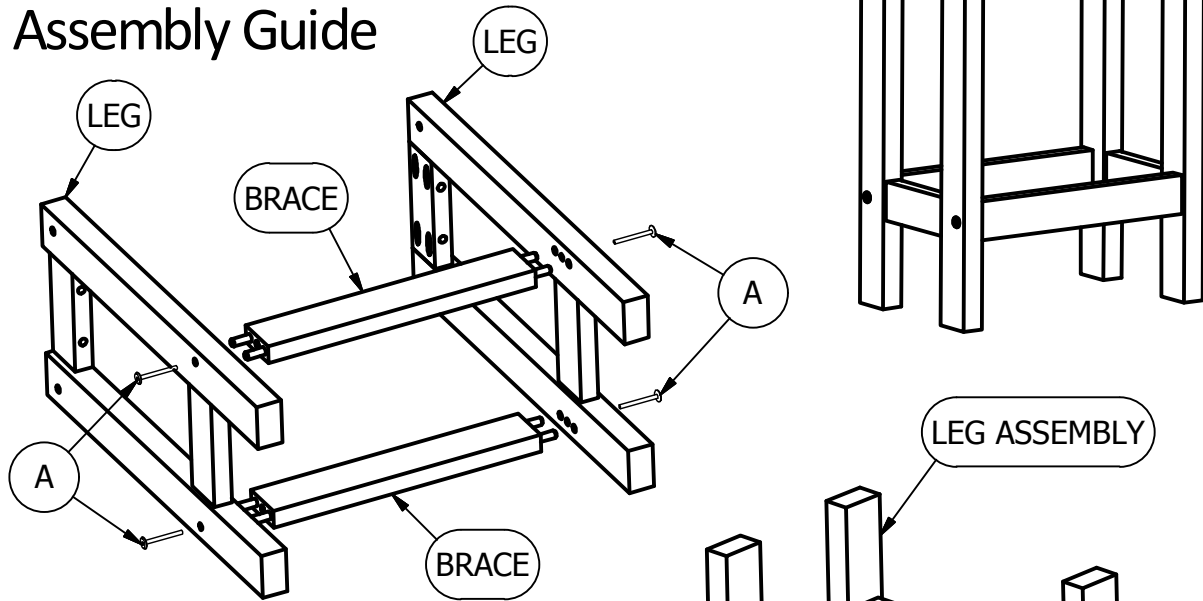


Counter/Bar Stool

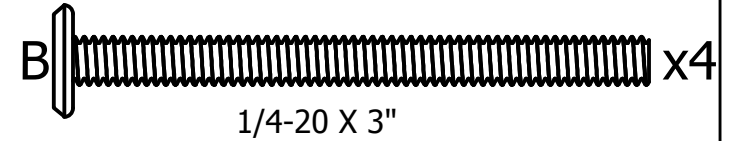
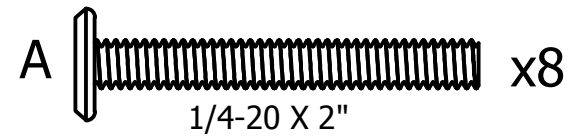
Assembly Guide



1) Install Braces Between Legs Using (4) "A" Bolts as Shown.

2) Attach Leg Assembly to Seat Using (4) "A" Bolts and (4) "B" Bolts as Shown.

HARDWARE



IMPORTANT!
DO NOT fully tighten the bolts until all bolts are started. Once all bolts are inserted, go back & tighten all the bolts.
Retain these instructions for future reference

INCLUDED TOOLS

