Choose your seat height

Start with the height of your countertop, then check the space for your knees.



LEFT / COUNTER STOOL

26" seat height

Typical surface height

35–39" countertop

38" overall stool height

RIGHT / BAR STOOL

30" seat height

Typical surface height

41–43" bar top

42" overall stool height

Two measurements for a good fit

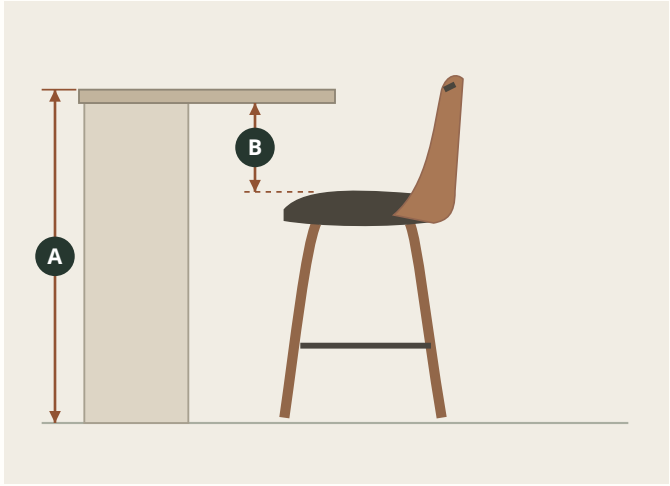

A Floor to finished top

Measure straight up to the top surface of your counter or bar. Use the ranges above to choose a seat height.

B Seat to underside

Aim for 10–12" from the seat to the lowest surface above your knees. A thick top, drawer or apron can reduce this clearance.

Plan your seating

Measure the open length along each seating edge, between legs or side panels.

18.5"	8"	26.5"
Overall stool width	Gap in these layouts	Center-to-center spacing

Each span includes stools and the gaps between them. Allow extra room at both ends.

SET OF 2

Two along one side

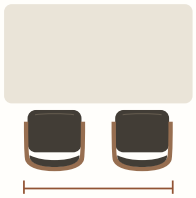

45" on one side

SET OF 4

Four along one side

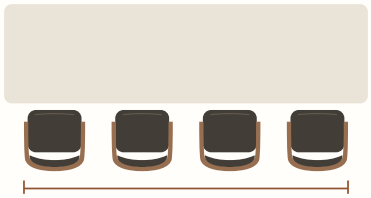

98" on one side

SET OF 4

Two on each side



45" per side

SET OF 6

Three on each side

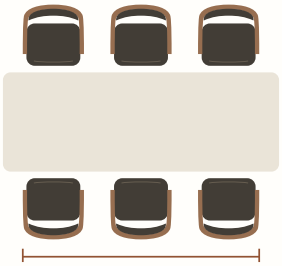

71.5" per side

Will three stools fit in a row?

3 × 18.5" stools + 2 × 8" gaps = 71.5"

That span runs from the outer edge of the first stool to the outer edge of the last.

> **Try the layout with painter's tape.**
> Mark each 18.5" × 18.5" footprint. Leave room to swivel, get up and walk behind occupied stools. For a two-sided layout, check knee room on both sides.