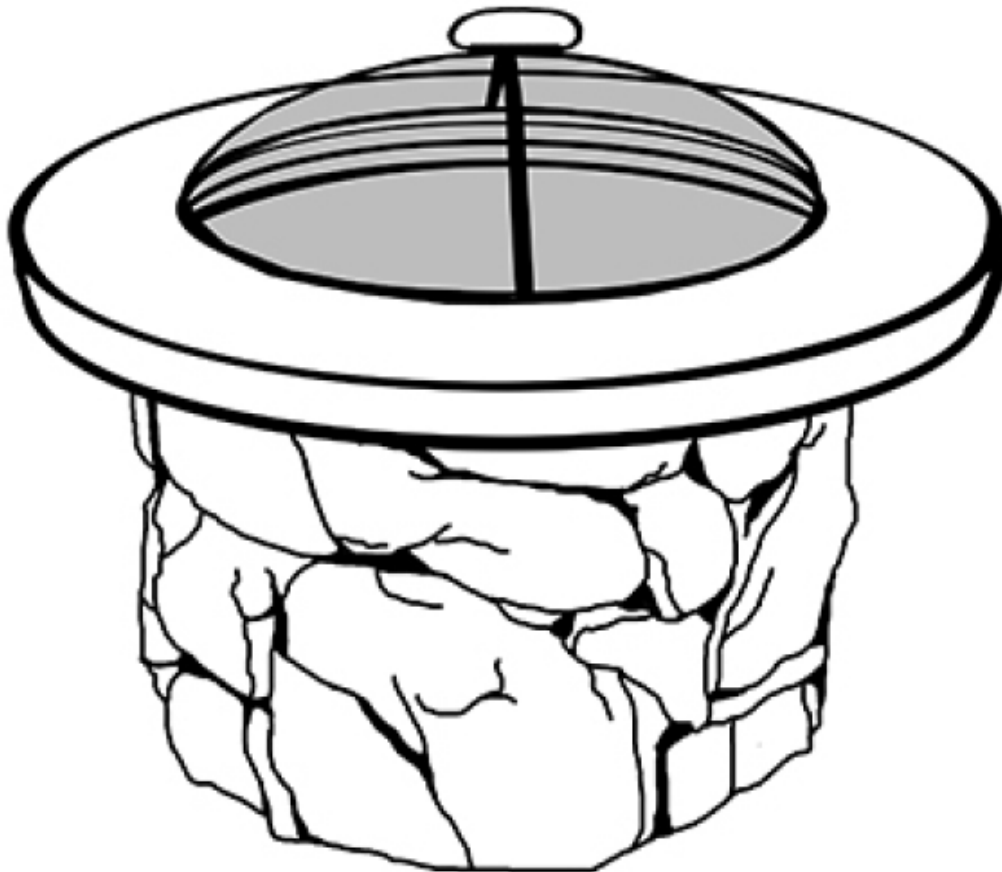


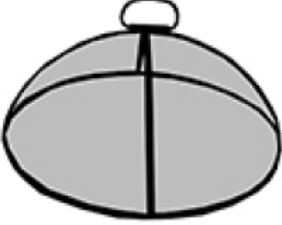
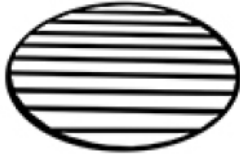
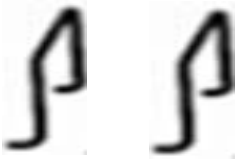

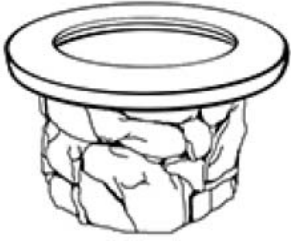

Assembly Instructions

Caution: You must read this before you proceed.

FIREPIT



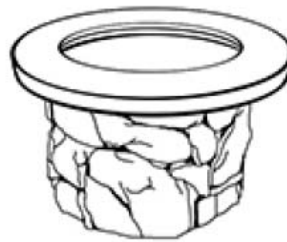
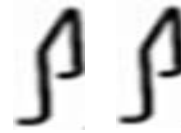
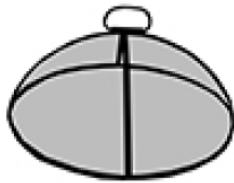
Parts List

Part NO.	Picture	Description	QTY
A	 A dome-shaped metal screen with a central vertical support and a small ring at the top.	Safeguard Spark Screen	1 PC
B	 A circular grill with horizontal slats.	Log Grill	1 PC
C	 Two curved metal handles for a bowl.	Separate Bowl Handle	2 PCS
D	 A shallow, wide metal bowl.	Fire Bowl	1PC
E	 A cylindrical fire pit body with a textured, stone-like exterior and a flat top rim.	Fire Pit Body	1PC
F	 A long-handled tool with a curved hook at the end.	Hook Tool	1PC

Assembly Preparation

Before Beginning Assembly:

Unpack all the parts for a clear overview.



- Read instructions, cover to cover-



- Have 2 adults on hand for assembly-



- Do not assemble on flooring or carpet-



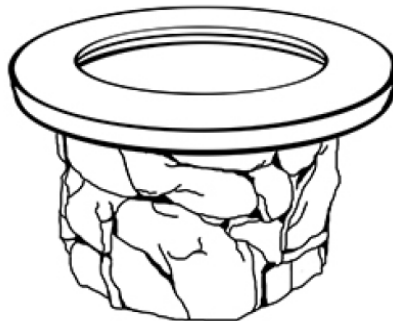
- Assemble on a clean non-marring surface (packing foam)-



- Save all packaging until finished-

Assembly Steps

Step 1



Unpack all components carefully from the package. Put the Fire Pit Body on a hard, level and non-combustible surface.

Step 2



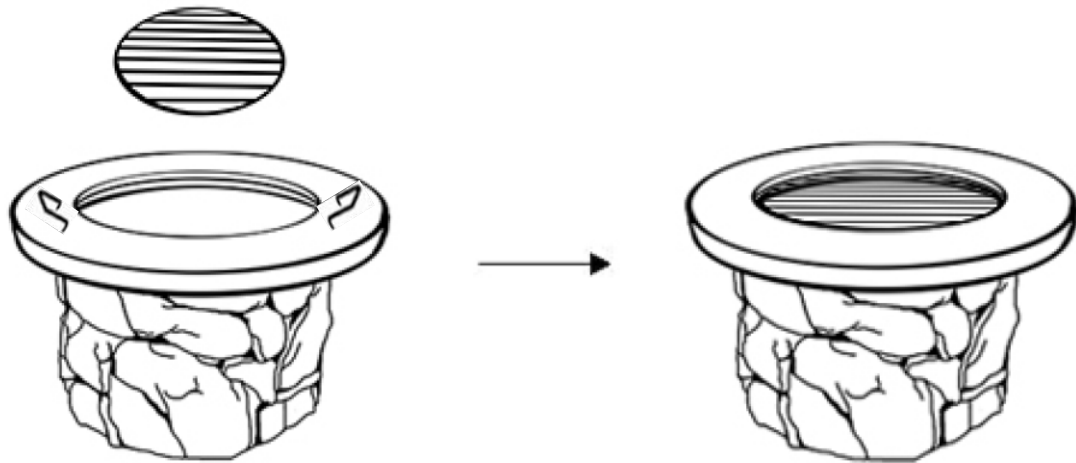
Insert Bowl Handles into the holes on the inside Fire Bowl wall.as depicted in the picture

Step 3



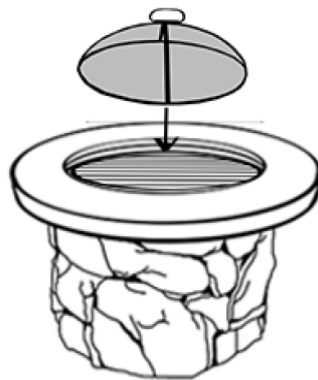
Put the Fire Bowl into the Fire Pit opening as shown in step 3 above. Make sure it sits evenly in the frame housing.

Step 4



Take out the Handles after the Fire Bowl is placed inside the Fire Pit Main Housing, Place the Log Grill into the Fire Bowl.

Step 5



Put the Spark Safeguard Screen onto the top opening of the Fire Pit Body and make sure it sits into it evenly. The Firepit is ready for use.










CAUTION: Firepit will become hot during use and remain hot after use. As the firepit is hot during or after using, Please do not touch it!

KEEP CHILDREN AT BAY DURING USE !!!

Keep away from combustible material and wooden & PE Rattan furniture during use !

When not use, please be sure to put the Firepit in dry place, iron parts can't get wet in the rain water!

Care & Maintenance

-  ● Do not put hot items directly on furniture surface
 -  ● Do not clean furniture with harsh cleansers or polish.
 -  ● To obtain the longest lifespan of your outdoor products, minimizing exposure to direct sunlight is recommended.
 -  ● Children should not climb or jump on the furniture.
 -  ● Do not write on furniture without a padded barrier to protect the surface.
 -  ● To obtain the longest lifespan of your outdoor products, avoid extended and lengthy exposure to rain, snow, and direct sunshine. Whenever possible cover the product and /or place under patio or awnings.
 -  ● Not for commercial use. For residential use only .
 -  ● Stains may be removed with mild soap solution and damp cloth.
-
-  ● Dust and pick-up spills using a clean, non-colored, lint-free cloth .

Questions & Answers about Proposition 65

• What is Proposition 65?

Proposition 65 requires businesses to provide warnings to Californians about significant exposures to chemicals that cause cancer, birth defects or other reproductive harm. These chemicals can be in the products that Californians purchase, in their homes or workplaces, or that are released into the environment. By requiring that this information be provided, Proposition 65 enables Californians to make informed decisions about their exposures to these chemicals.

Proposition 65 also prohibits California businesses from knowingly discharging significant amounts of listed chemicals into sources of drinking water.

Proposition 65 requires California to publish a list of chemicals known to cause cancer, birth defects or other reproductive harm. This list, which must be updated at least once a year, has grown to include approximately 900 chemicals since it was first published in 1987.

• What types of chemicals are on the Proposition 65 list?

The list contains a wide range of naturally occurring and synthetic chemicals that include additives or ingredients in pesticides, common household products, food, drugs, dyes, or solvents. Listed chemicals may also be used in manufacturing and construction, or they may be byproducts of chemical processes, such as motor vehicle exhaust.

• What does a warning mean?

If a warning is placed on a product label or posted or distributed at a workplace, a business, or in rental housing, the business issuing the warning is aware or believes that it is exposing individuals to one or more listed chemicals.

By law, a warning must be given for listed chemicals unless the exposure is low enough to pose no significant risk of cancer or is significantly below levels observed to cause birth defects or other reproductive harm.

• Where can I get more information on Proposition 65?

If you have specific questions on the administration or implementation of Proposition 65, you can contact OEHHA's Proposition 65 program at P65.Questions@oehha.ca.gov, or by phone at (916) 445-6900.