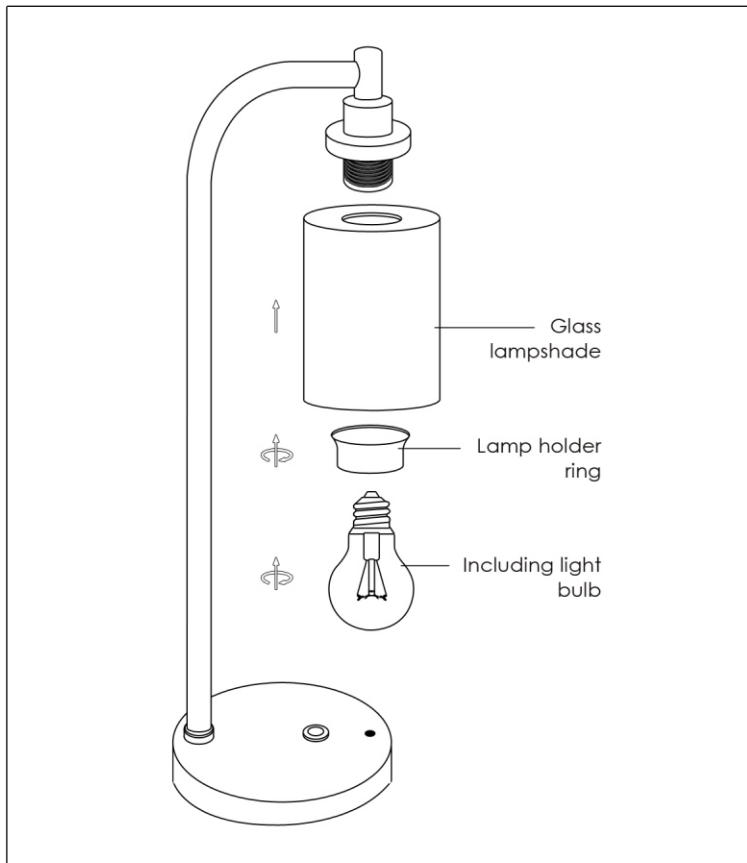
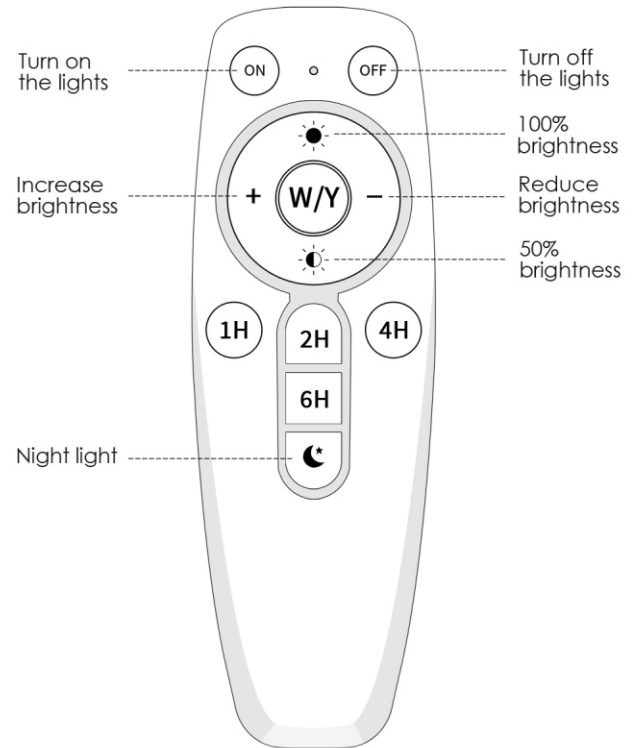


## 01.Installion



## 02.Remote Control




## 03.Wiring Charging



## 04.Charging Indicator Light



Red light: Charging



Green light: Charging completed

## 05.Precautions:

1. Please fully charge before first use. When the battery is depleted, it takes about 6 hours to fully charge, which is both fast and safe. The red indicator light lights up during charging, and the green indicator light lights up when charging is complete, providing accurate charging guidance.
2. The TOUCH button on the base of the rechargeable desk lamp has a priority control function. If you want to use the remote control to operate the desk lamp, please use the TOUCH button to turn on the desk lamp first; if you touch the button to turn off the desk lamp, the remote control function will not be available.
3. Due to different monitors, the product photo may have a certain color difference from the actual product; in addition, due to manual measurement, the product size may have an error of 1/2 cm.
4. When using the remote control to control the rechargeable glass wall table lamp, please aim the remote control at the infrared receiver under the base of the lamp. The sensitive remote control is 3-5 meters away, which is simple and fast.
5. If the product has quality problems such as broken glass, bent lamp arm, deformed lamp body, etc., or missing parts such as missing remote control, missing parts package, or missing bulb, etc., or other problems, please don't hesitate to contact us. We will provide a satisfactory solution.