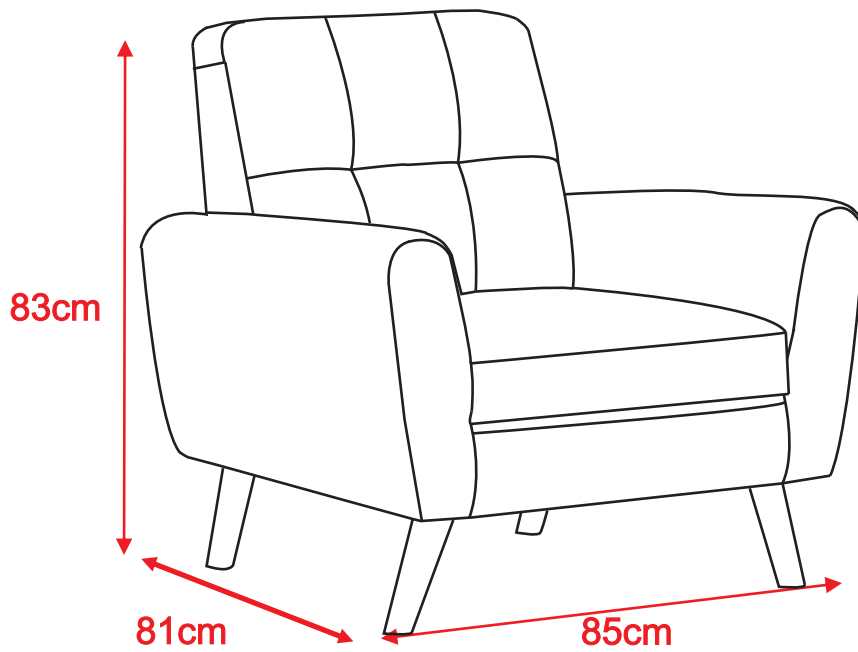



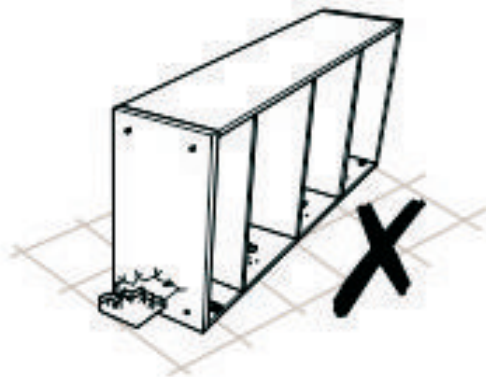

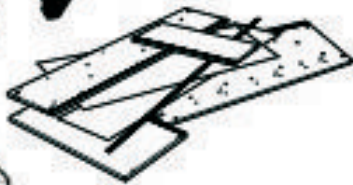

# Chair

## Assembly Instructions

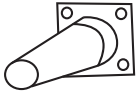








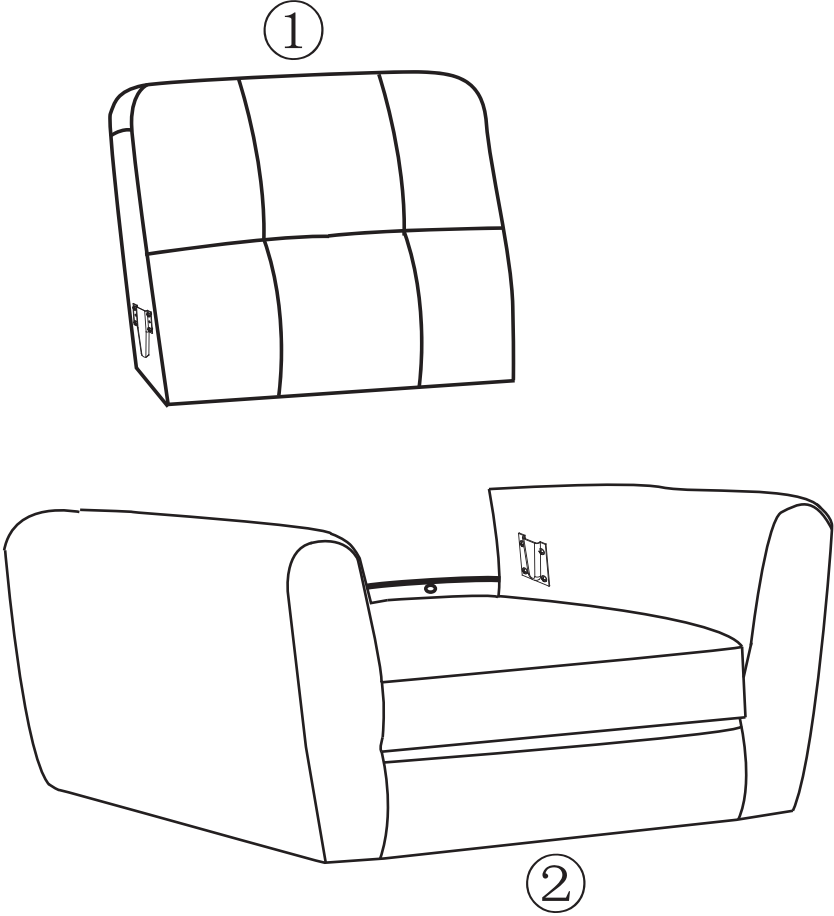
No Extra  
Tools Required



# HARDWARE

A	B	C	D	E
				
4X	16X8x25MM	1X8x55MM	1X	1X

# PARTS



# **Safety Advice**

Please take the time to carefully read through the whole of these instructions before you commence.

Keep these instructions for future reference.

Unpack, inspect and check off all of the contents.

Please dispose of all packaging safely.

Small component parts could choke a child if swallowed.

We strongly recommend that you keep children well away from the work area.

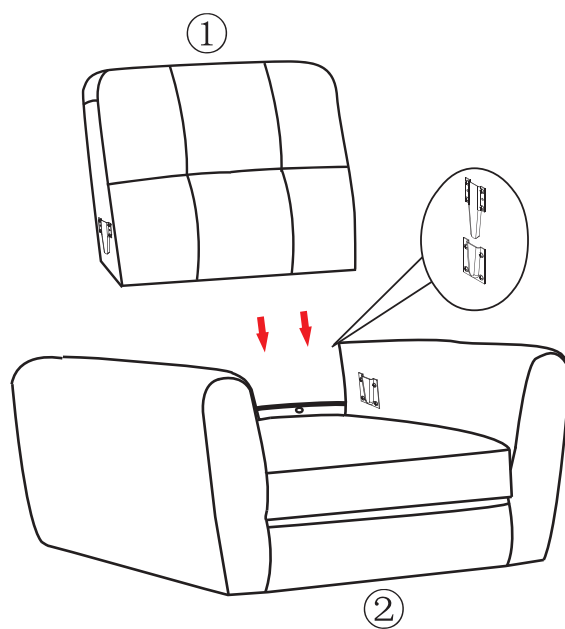
It would be sensible to lay a sheet or blanket on the floor where you intend to work to avoid scratching this product and to protect your floor.

This product is heavy. Take extreme care when lifting to avoid personal injury or damage to the product.

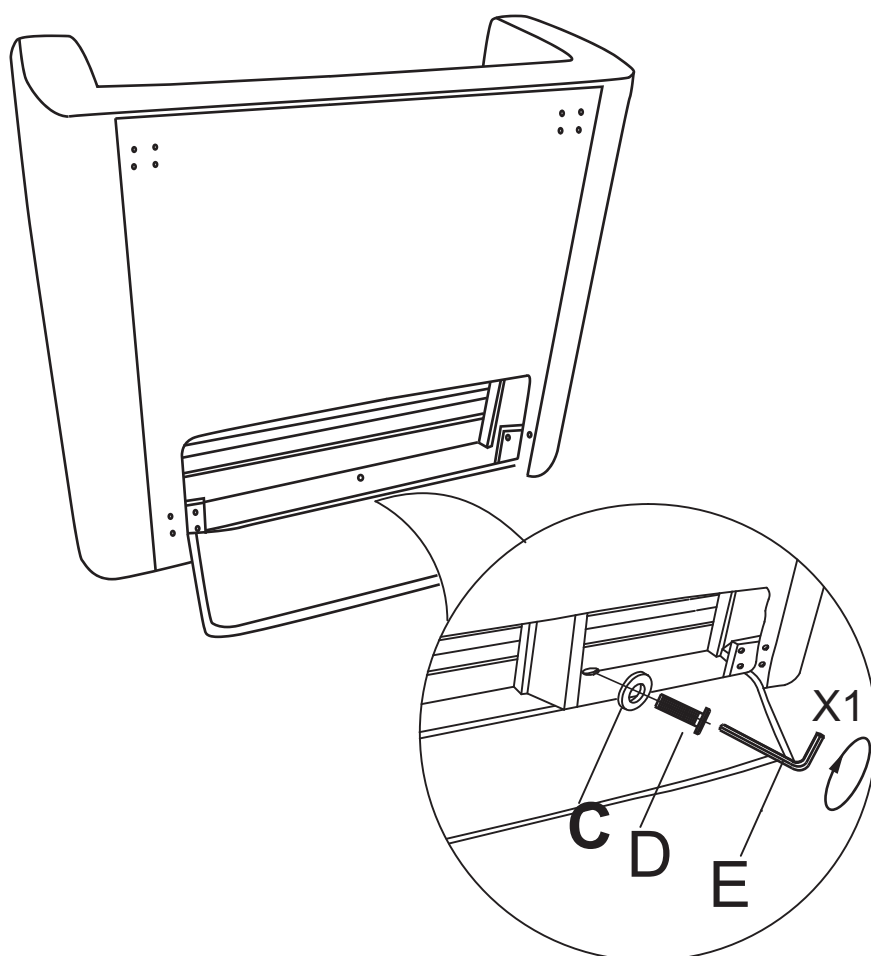
Assemble the product as close to its intended final position in the room as possible.

**HANDY HINT:** If you keep the hardware in a bowl during assembly you will be less likely to lose them.

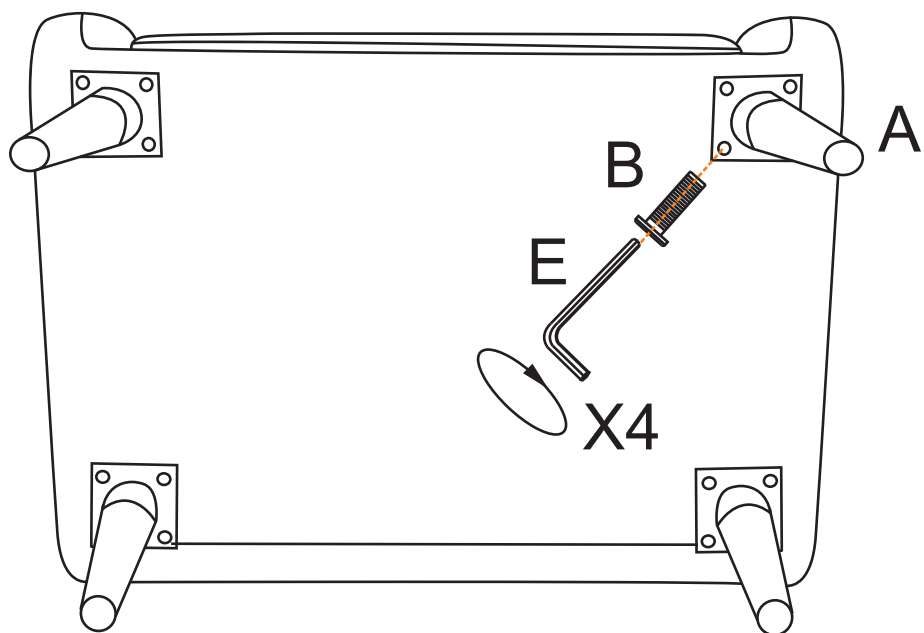
1




2



3



4



Your Chair is now ready for use.

## Care and Maintenance

### Storage:

- **Keep the chair dry and clean. Use a dust sheet to protect the chair if it will not be used for a long period.**
- **Do not expose the chair to strong sunlight or high temperatures as this could cause the fabric to fade.**
- **Do not put any heavy articles on to the armrests as this could damage the chair and/or cause it to become unstable.**

### Cleaning:

- **Do not rub the surface of the chair with hard or coarse objects.**
- **The wooden parts of the chair may be cleaned with a duster or dry cloth. Polish should not be used as this can cause abrasion of the wood.**
- **Use a damp cloth to clean the fabric upholstery then wipe over with a dry cloth to remove any moisture.**

## Fair Wear and Tear Policy

**Your new chair is covered by a 12 month manufacturers warranty. This warranty does not cover the following:**

- **Damage from misuse, and use over the specified weight limit.**
- **Material fading over time or through sunlight.**
- **Damage from spills or leaks.**
- **Collision damage (rubbing against walls, etc).**
- **Accidental tears and damage.**
- **Cigarette and match burns.**

## **General Care**

**Wipe clean with a slightly damp soft cloth.**

**Avoid the use of all household cleaners and abrasives.**

**When moving your furniture, carefully lift into place.**

**Never drag or push the pieces across the floor as this will cause damage to the joints and could result in failure to the product that will invalidate the warranty.**

## **Recommendations**

**Periodical re-tightening of fixings.**

## **Warning**

**This unit is heavy. Please use an assistant when lifting.**

## **Notes**

**We've tried to make this piece of furniture as easy to assemble as possible.**

**In the unlikely event that you have problems putting it together or have damaged or missing pieces, please contact our customer services**