







# Installation 149-4

To avoid scratches and swallowing parts, please do not install by children!

Hardware List		Hardware List	
	Ottoman seat	1	
	Sofa cover	1	
	Base cloth	1	
			
			1
			
			4

**1** Put on the sofa cover.

Suggestion: you'd better not remove the protective strip before finish putting the cover on.



**2** Seal the bottom with the base cloth. And then screw the sofa Legs into the reserving holes on the seat.



**3** Place the seat cushion on.



The seat cushion can be attached using Velcro.

