










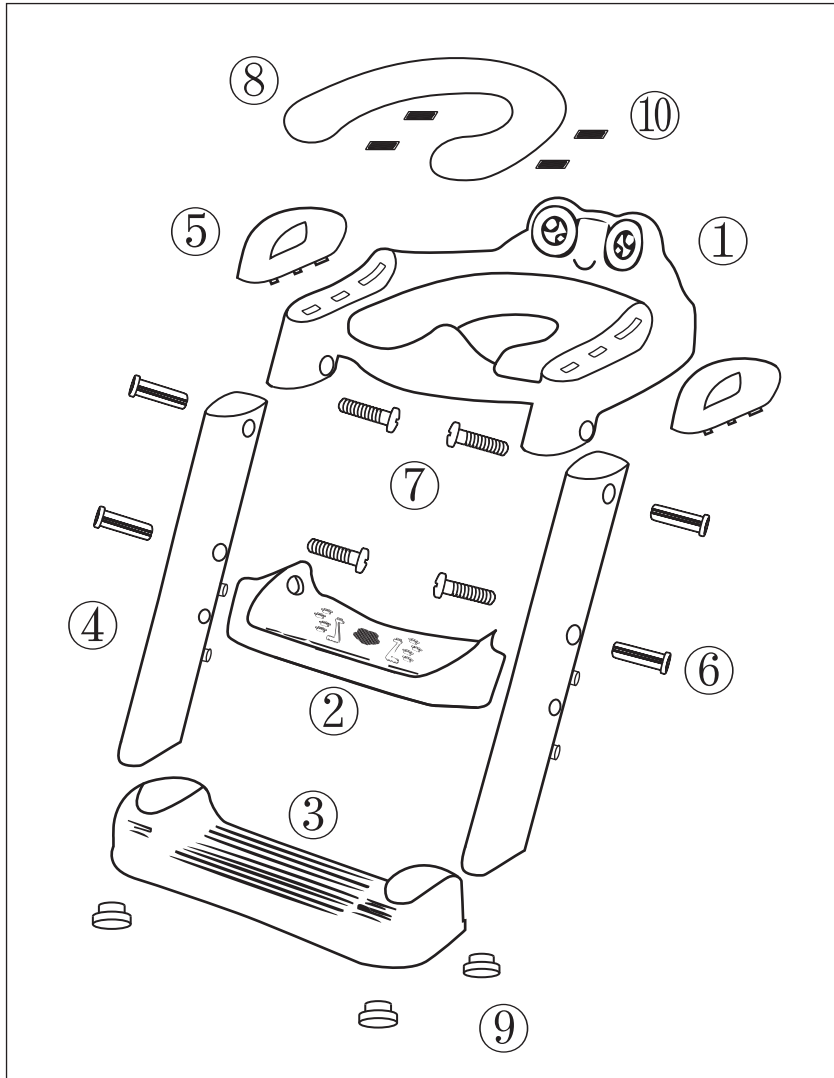
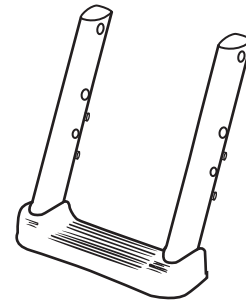


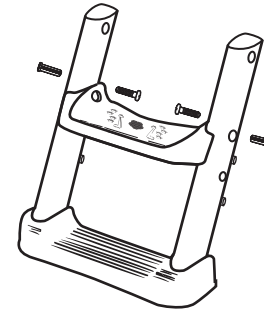
①	②	③	④	⑤	⑥	⑦	⑧	⑨	⑩	⑪
										
1	1	1	2	2	4	4	1	8	8	1



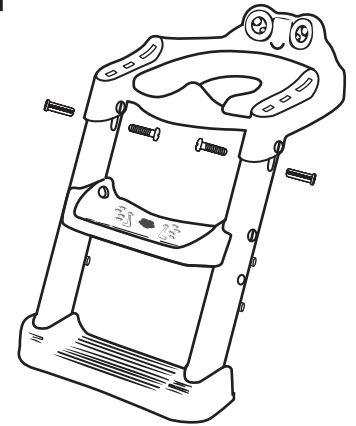
Step1:



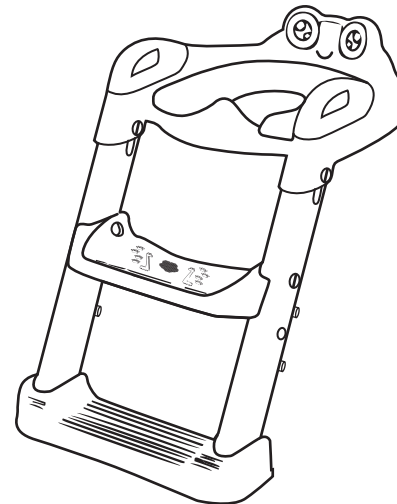
Step2:



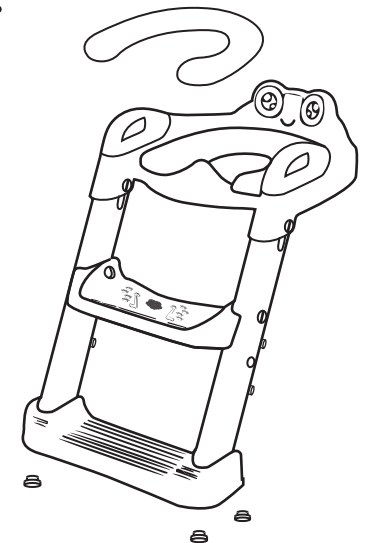
Step3:



Step4:



Step5:



Warning!

“keep away from fire” or expose to high temperatures, and do not place it in a dark, damp place.

Please replace or repair damaged parts in time.

Do not use if the potty trainer is damaged or broken.

Always check that all parts of the potty trainer are working properly.

When the child is sitting in the potty trainer, please do not move it at will.

Before use, make sure that no part of your child's body is stuck in the movable part of the potty trainer.

It is forbidden to use at the pool, in rugged and dangerous places.

It is forbidden to put the child on the plate.

Do not leave your child alone in the absence of care to avoid danger.

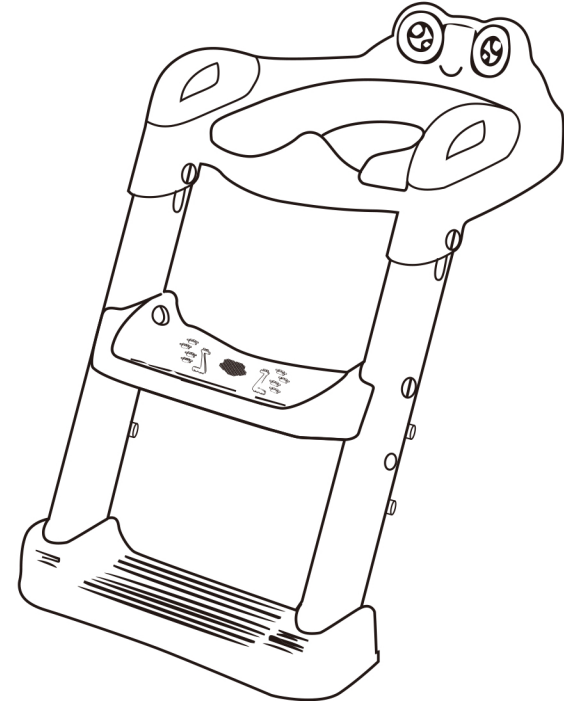
Before use, please make sure that all parts of the potty trainer are fixed.

The maximum weight of this potty trainer is 20 kg.

It is forbidden for children under 6 months. this product is suitable.

Please read this manual carefully and keep it for future reference.

INSTRUCTION FOR ASSEMBLY AND USE LUVLAP LADDER POTTY SEAT



Baby Potty Training Seat



Made in China