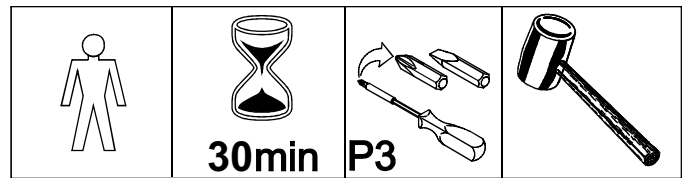


This ladder is just decorative and should not be climbed on.



Thank you for choosing this furniture.

BEFORE YOU START ASSEMBLY please store the carton at room temperature for 48 hours or more so the contents can acclimatise.

PLEASE RETAIN ALL PACKING UNTIL YOU HAVE COMPLETED ASSEMBLY.

Information

Our ranges have been carefully crafted from solid wood and natural wood veneers. Each piece has unique characteristics such as knots, variances in shading and graining. These are part of the natural character of the furniture itself.

Caring

Extreme temperature can cause slight movements in the wood itself so please avoid placing your furniture close to radiators or other direct sources of heat. Humidity should also be avoided.

Please avoid exposing your furniture to continued bright sunlight as it can affect the colour.

Any fluid spills should be removed as quickly as possible.

Always lift your furniture when moving as dragging may cause damage to your furniture or flooring.

After care.

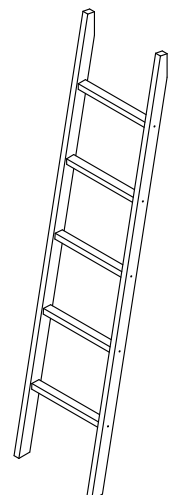
Wipe the surfaces with a dry cloth and occasionally apply household furniture polish. For the models with drawers, we also recommend you use household spray polish occasionally on drawer grooves and runners as this will aid use. Please do not use detergents or chemicals on your furniture.

PARTS LIST

| | |
|--|---|
| | <div data-bbox="794 869 1045 1008"> PAC x10 7 x 50 </div> <div data-bbox="1061 869 1262 985"> PS x01 </div> <div data-bbox="794 1025 1230 1176"> PAI Warning! x01 Keep out of reach from children, Keep away from eyes, if product gets into eye rinse thoroughly and repeatedly with water. Do not ingest, if swallowed seek medical advice from doctor. </div> <div data-bbox="798 1489 1516 1541"> RETAIN ALLEN KEY TO TIGHTEN BOLTS WHEN NECESSARY. </div> |
|--|---|

BEFORE YOU START ASSEMBLY

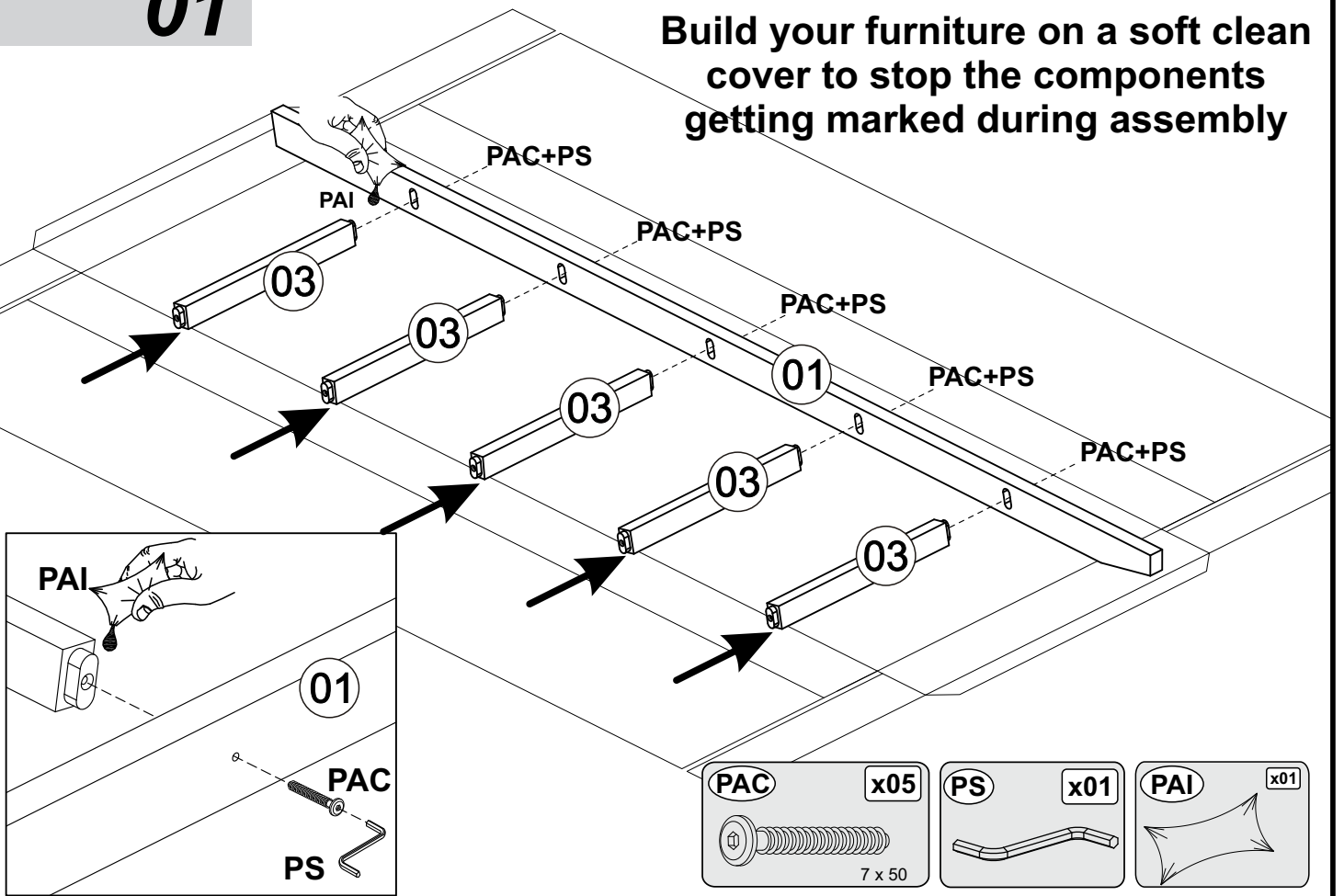
Please check that you have all the correct parts and fittings as detailed in the Parts List above.



PLEASE RETAIN THIS INSTRUCTION LEAFLET FOR FUTURE REFERENCE.

01

Build your furniture on a soft clean cover to stop the components getting marked during assembly



02

