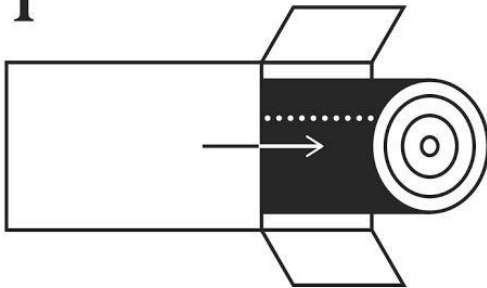
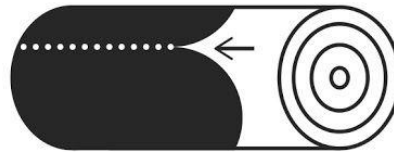


1



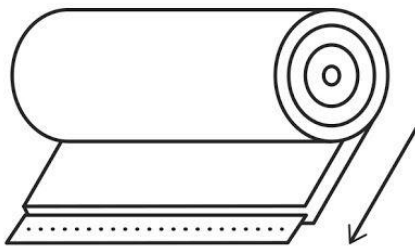
Lay the box on its side in your bedroom. Remove bagged mattress.

2



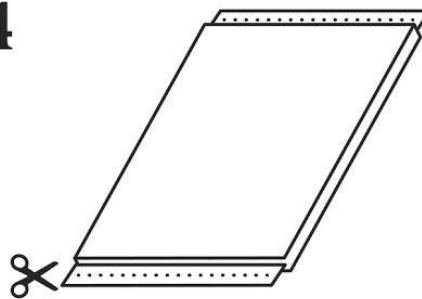
Carefully tear away the 1st packing material (either thin bag or plastic film), **DO NOT USE A KNIFE**, as this may result in damage to your mattress.

3



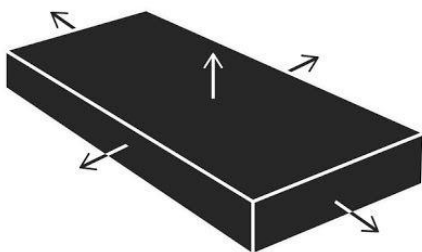
Roll out the compressed mattress on to a clean, flat surface, **zipper side down**.

4



Carefully cut open the **CLEAR** plastic bag along the edges. The mattress instantly begins to decompress. Remove and recycle the plastic bag.

5



Please read the reverse side of this card for important instructions. Allow bed to fully recover before adding bed linens. Use on any flat support surface. Enjoy. **Zipper side is the bottom of the mattress.**

If you have any questions about your super-comfy new mattress, our friendly customer service team would love to answer them. Or if by some chance you have a warranty issue, we can take care of that too.