


INSTRUCTION MANUAL

Model: A875



Attention :

If you encounter any problems during installation or use, pls feel free to contact us on shopping platform. We will provide you with a satisfactory solution within 24 hours.

Dining chair



1 - ITEMS DELIVERED-TECHNICAL DATA




2 - ASSEMBLY



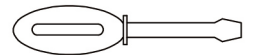
3 - CLEANING AND MAINTENANCE




1 - ITEMS DELIVERED-TECHNICAL DATA



TO RISE



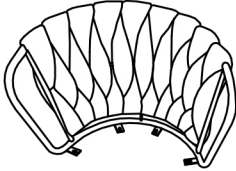
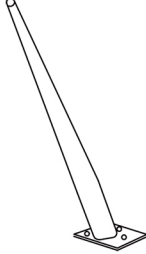






YOURSELF



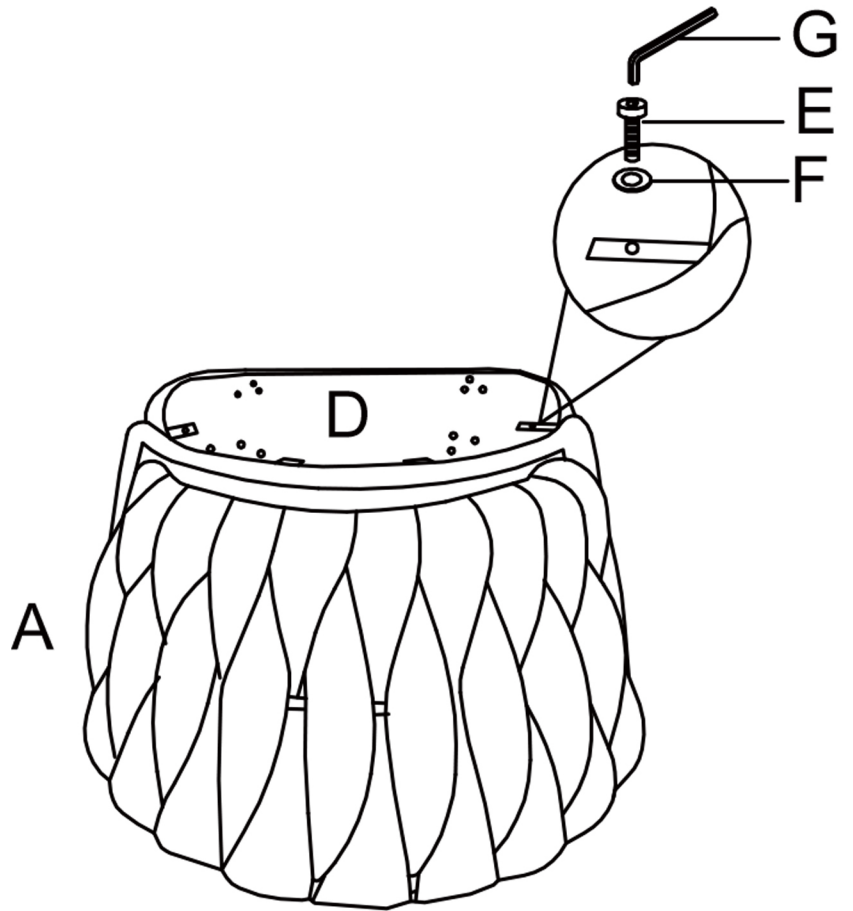
ASSEMBLY

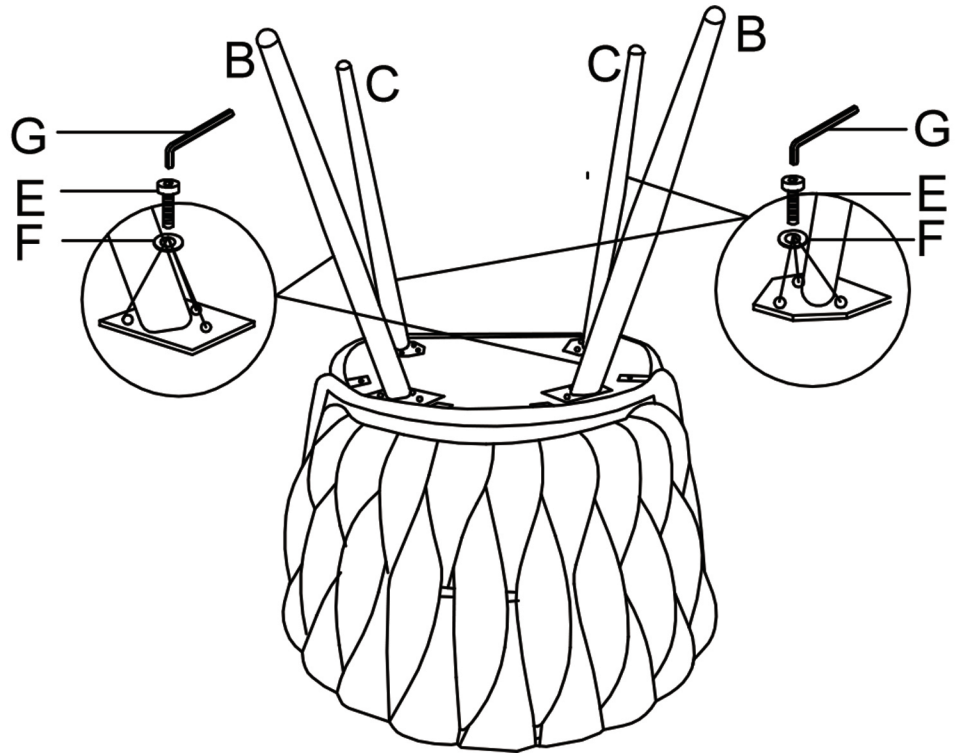
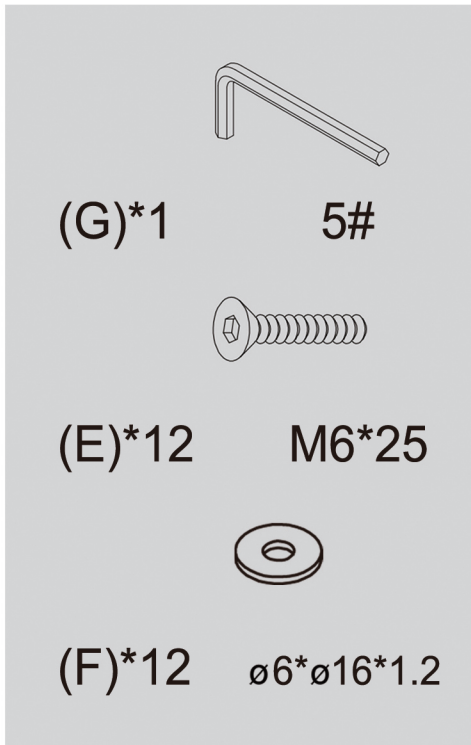


2 - ASSEMBLY

 <p>A*1</p>	 <p>B*2</p>
 <p>C*2</p>	 <p>D*1</p>
 <p>E*16</p>	 <p>F*16</p> <p>M6*25</p> <p>ø6*ø16*1.2</p>
 <p>G*1</p> <p>5#</p>	

- (G)*1  5#
- (E)*4  M6*25
- (F)*4  ø6*ø16*1.2





3 - CLEANING AND MAINTENANCE

- Do not use corrosive or abrasive for cleaning products.
- Clean with a soft cloth
- Don't interfere with metal objects in a mechanism, so that they are threatened with serious deterioration.