
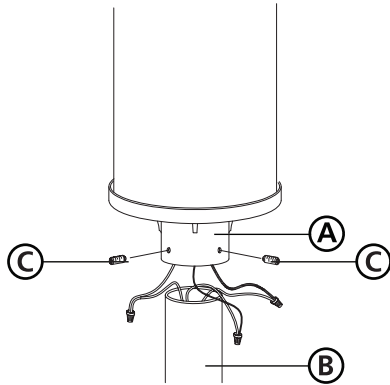


assembly instructions



Drawing 1 - Fixture Mounting



▼ start here

1

1. Find a clear area in which you can work.
2. Unpack fixture and glass from carton.
3. Carefully review instructions prior to assembly.

***** The construction of this fixture will be accomplished by first making all necessary electrical connections, mounting the fixture to pre-installed post and then lamping fixture.**

2

1. Fixture is mounted using 3 - 1/4-20 set screws.
2. Make all necessary electrical connections following wiring instructions below.

SAFETY WARNING: READ WIRING AND GROUNDING INSTRUCTIONS (I.S. 18) AND ANY ADDITIONAL DIRECTIONS. TURN POWER SUPPLY OFF DURING INSTALLATION. IF NEW WIRING IS REQUIRED, CONSULT A QUALIFIED ELECTRICIAN OR LOCAL AUTHORITIES FOR CODE REQUIREMENTS.

3

Make electrical connections from supply wire to fixture lead wires. Refer to instruction sheet **(I.S. 18)** and follow all instructions to make all necessary wiring connections. Then refer back to this sheet to continue installation of this fixture.

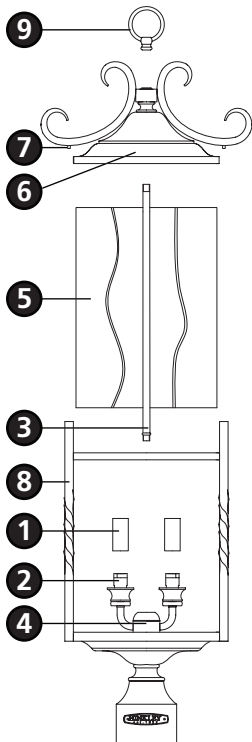
4

1. After wiring connections are complete, slip post fitter **(A)** over top of pre-installed post **(B)** making sure all wire connections are tucked inside the pole - see **Drawing 1**.
2. When fixture is slipped over pole make sure no wires are being pinched between the top edge of the pole and the inside of the post fitter.
3. Thread the 3 set screws **(C)** into pre-tapped holes in post fitter.
4. Tighten screw **(C)** to secure fixture to post.

5

1. To assemble fixture, slip candle sleeve **(1)** over socket **(2)** - see **Drawing 2**.
2. Thread center stem **(3)** into top of cluster **(4)**.
3. Fixture can now be lamped accordingly.
4. Slip glass **(5)** onto fixture.
5. Slip roof **(6)** onto center stem **(3)** making sure pins **(7)**, on the bottom of the roof scrolls, are inserted into top of uprights **(8)**.
6. Thread loop **(9)** onto the exposed end of center stem **(3)** and tighten.

Drawing 2 - Lamping Fixture



Note: Maximum wattage for 1141 fixture is 60 watts per bulb.