VEVOR

Upgrade · The Home Creator Way

LITERATURE ORGANIZERS

USER MANUAL

MODEL NO.: ZH646, ZH647

VEVOR
Upgrade · The Home Creator Way

Literature Organizers

MODEL NO.: ZH646, ZH647

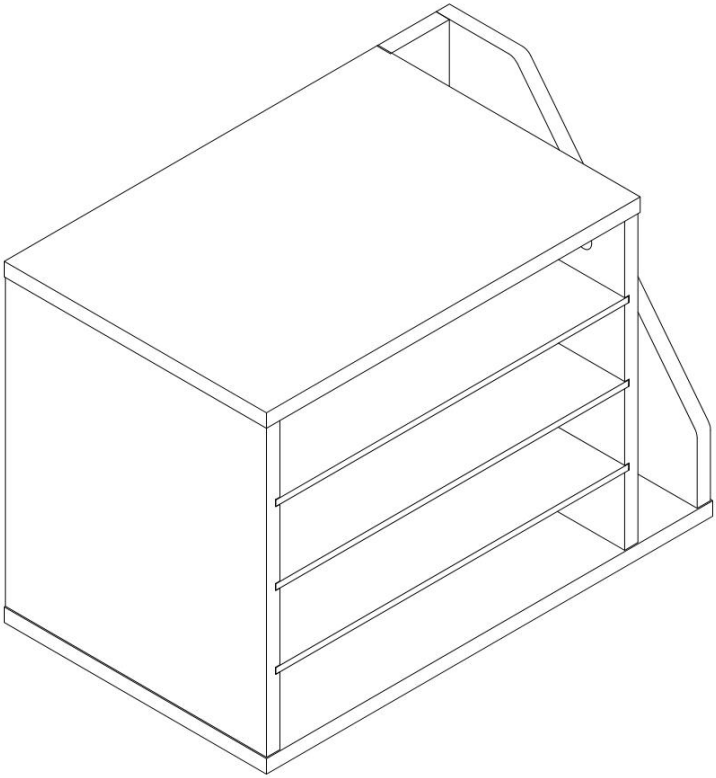

This is the original instruction, please read all manual instructions carefully before operating. VEVOR reserves a clear interpretation of our user manual. The appearance of the product shall be subject to the product you received. Please forgive us that we won't inform you again if there are any technology or software updates on our product.

WARNING:

Please read this manual carefully before using the product. Failure to do so may result in serious injury.

Please read and observe carefully all the assembly instructions before beginning assembly.

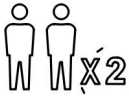

Unit should be assembled by two or more people.

Please do not let your child climb on the product.If you have kids or animals who like to climb, we highly recommend using the wall anchors and brackets/straps that come with the package.

ASSEMBLY PRECAUTIONS

1. Assemble only according to these instructions. Improper assembly can create hazards.

2. Wear ANSI-approved safety goggles and heavy-duty work gloves during assembly.

3. Keep the assembly area clean and well-lit.

4. Keep bystanders out of the area during assembly.

5. Do not assemble when tired or when under the influence of alcohol, drugs or medication.

6. The product capabilities apply to properly and completely assembled products only.

7. Assemble on a flat, level, hard and smooth surface capable of safely supporting the Literature Organizers.

8. For additional information regarding the parts listed in the following pages, please refer to the Assembly Diagram of this manual. Unwrap and separate all parts in a clean work area.

SAVE THESE INSTRUCTIONS

USE PRECAUTIONS

TO PREVENT SERIOUS INJURY AND DEATH FROM TIPPING:

1. This product is not a toy. Do not allow children to play with or near this item.

2. Do not exceed weight capacities, before moving.

3. Use only on a flat, hard and smooth surface capable of safely supporting a fully loaded Literature Organizers.

4. Use as intended only.
Inspect before every use; do not use if parts are loose or damaged.

TECHNICAL SPECIFICATIONS

Model	ZH646	ZH647
Color	Black	Brown
Product Dimensions (LxWxH)(mm)	400*235*280	
Net Weight(kg)	About 4.03	

*Products such as specifications, appearance, and design are subject to modification without prior notice.

PACKAGE CONTENTS

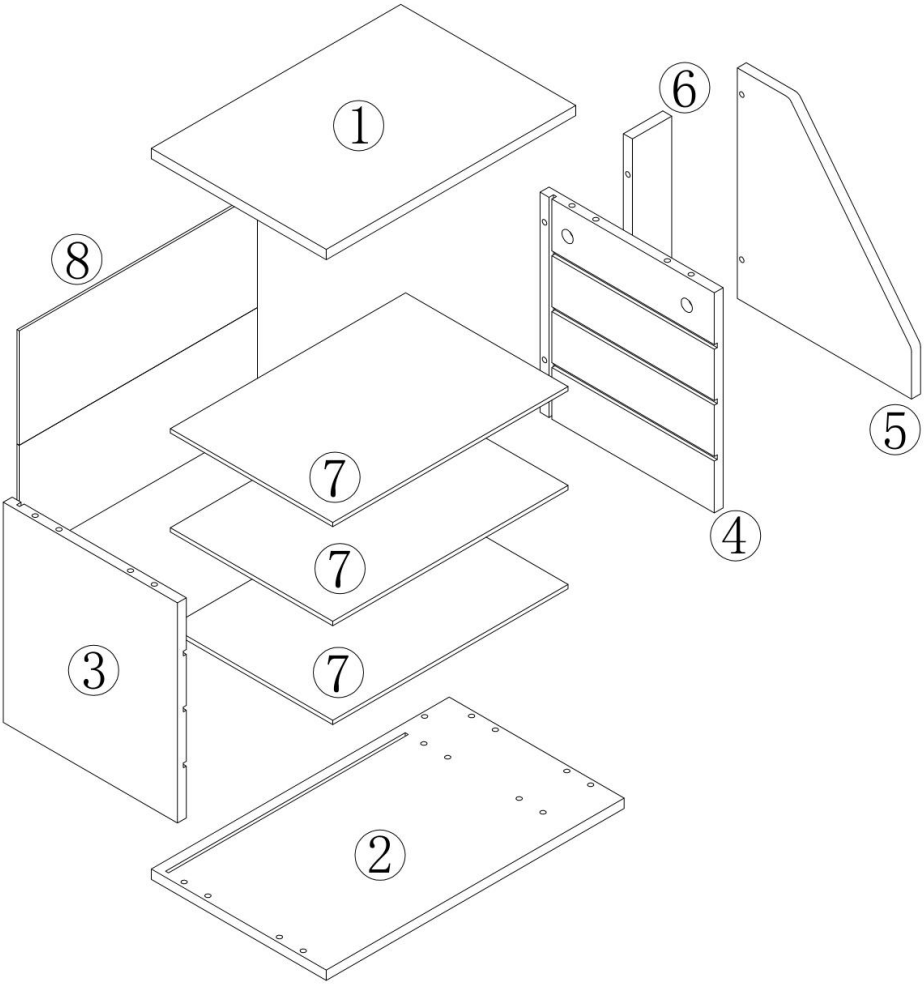

A	X6+1
Ø6X40MM	

B	X6+1
Ø15X9.5MM	

C	X10+2
Ø6X30MM	

D	X9+1
Ø5X40	

E	X6+1
3.0X16MM	

F	X6+1

G	X4
30X30/T3	

H	X1

I	X1

① x1pc 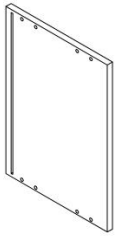	② x1pc 	③ x1pc
④ x1pc	⑤ x1pc 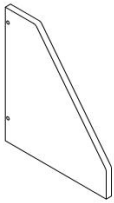	⑥ x1pc
⑦ x3pcs	⑧ x1pc 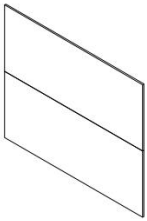	

ASSEMBLY STEPS

1

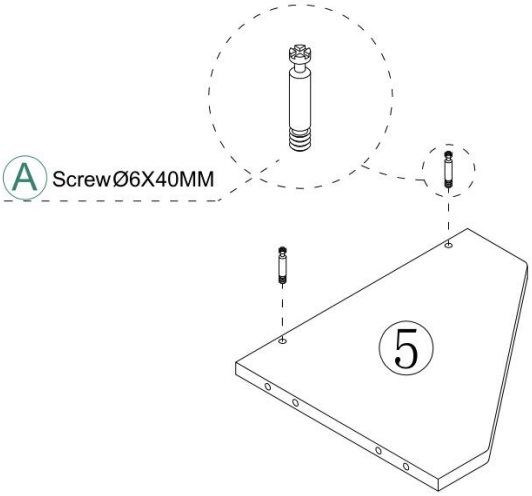

A	X2
Ø6X40MM	

2

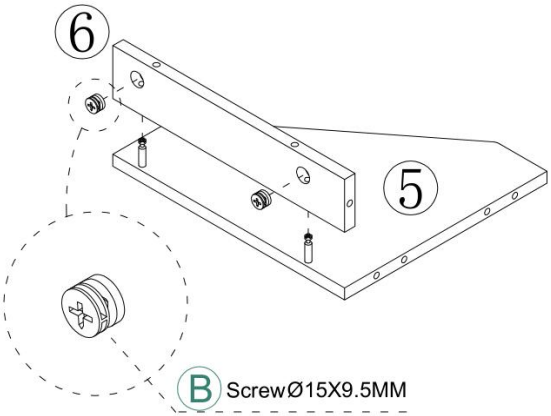

B	X2
Ø15X9.5MM	

3

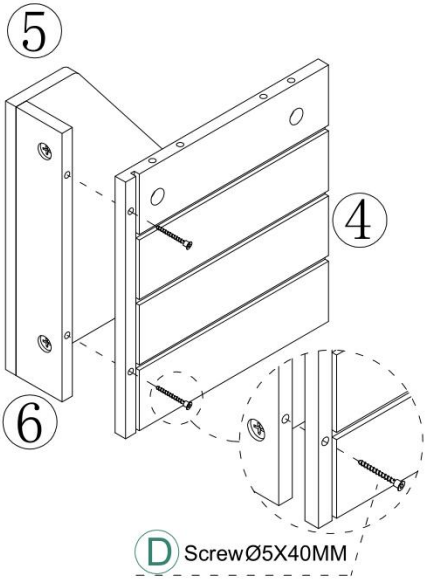

D	X2
Ø5X40MM	

4

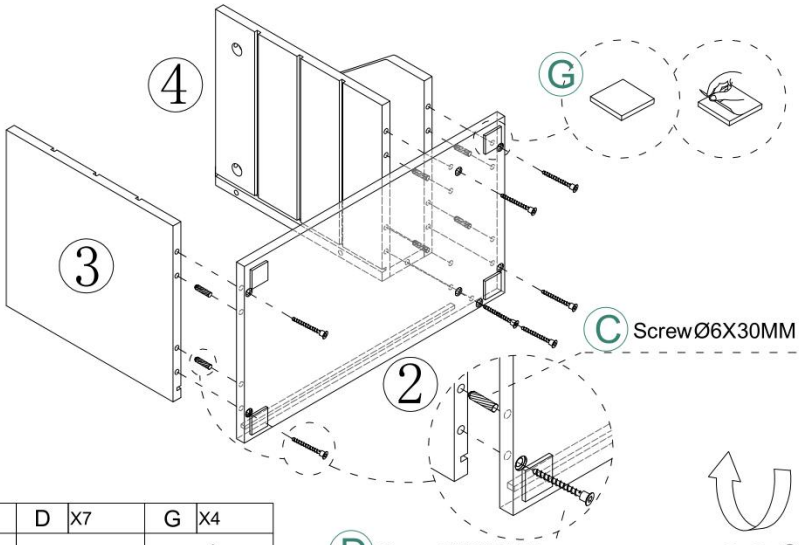

C	X6	D	X7	G	X4
Ø6X30MM		Ø5X40MM		30X30/T3	

5

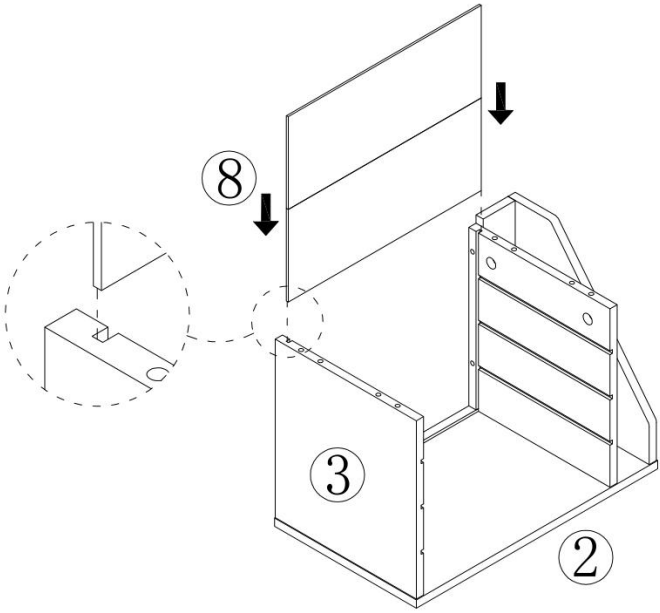

6

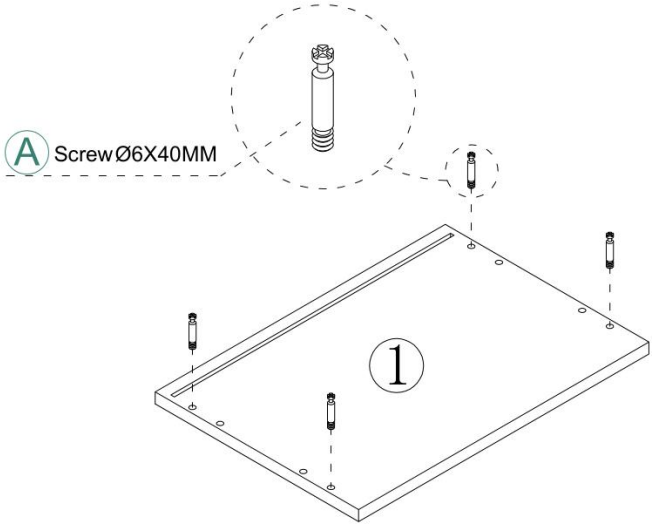

A	X4

Ø6X40MM

7

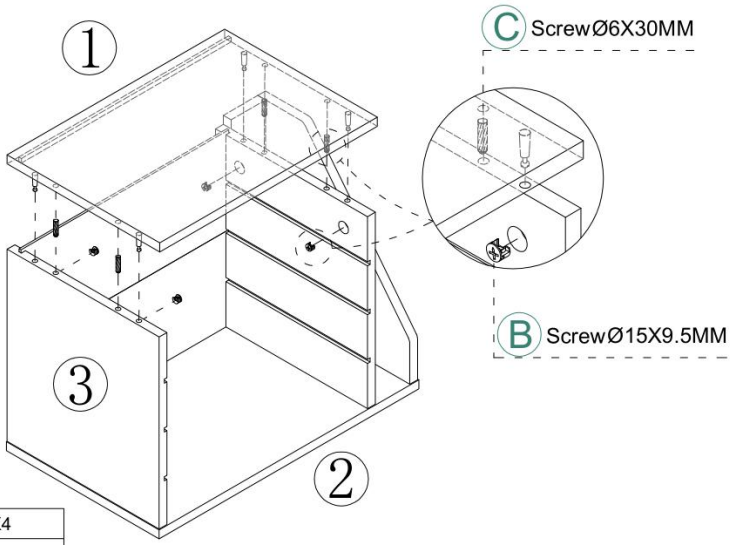

B	X4	C	X4
Ø15X9.5MM		Ø6X30MM	

8

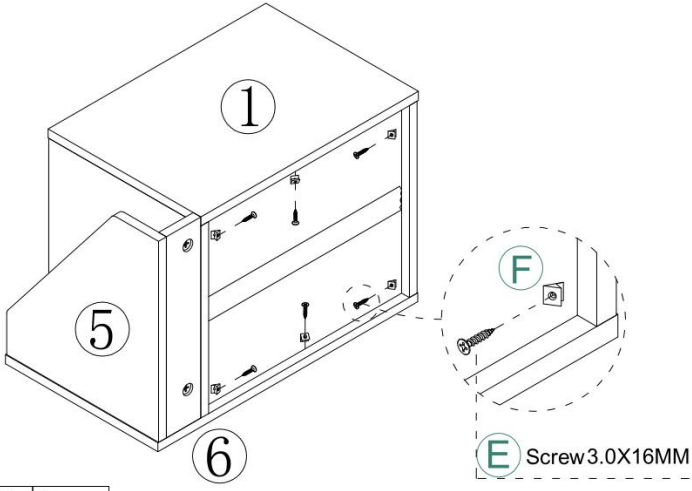

E	X6	F	X6
3.0X16MM			

9

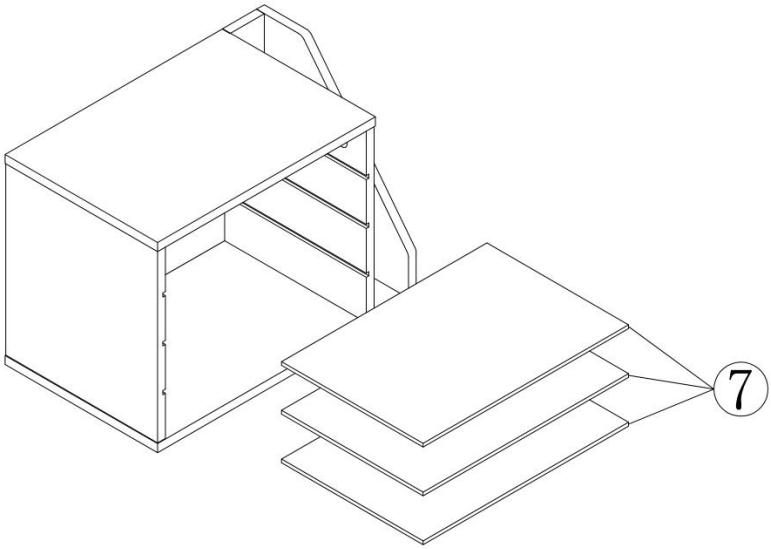

10

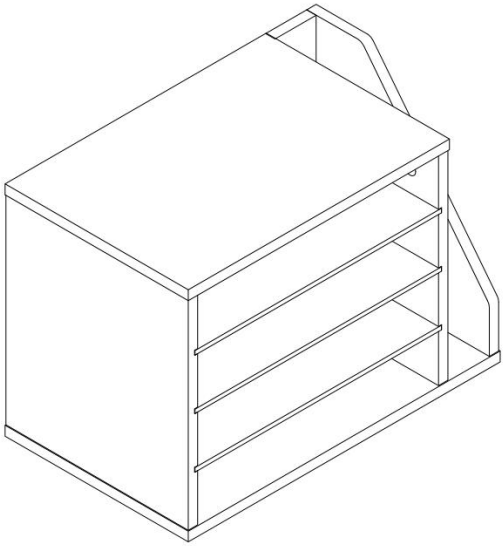

Manufacturer: HUIZHOU ZHIHUI HOME FURNISHING PRODUCTS CO.LTD
Address: Yongping Industry Area, Tonghu Town, Huicheng District, Huizhou City, Guangdong, China
Imported to AUS: SIHAO PTY LTD. 1 ROKEVA STREETEASTWOOD NSW 2122 Australia
Imported to USA: Sanven Technology Ltd. Suite 250, 9166 Anaheim Place, Rancho Cucamonga, CA 91730

EC	REP

E-CrossStu GmbH
Mainzer Landstr.69, 60329 Frankfurt am Main.
e-crossstu@outlook.com Tel.: +49 69332967674

UK	REP

YH CONSULTING LIMITED.
C/O YH Consulting Limited Office 147, Centurion House, London Road, Staines-upon-Thames, Surrey, TW18 4AX
H2YHUK@gmail.com Tel.: +44 07514-677868

VEVOR

Upgrade · The Home Creator Way

ORGANISATEURS DE LITTÉRATURE

MANUEL D' UTILISATION

N° DE MODÈLE : ZH646, ZH647

VEVOR
Upgrade · The Home Creator Way

Literature Organizers

N° DE MODÈLE : ZH646, ZH647

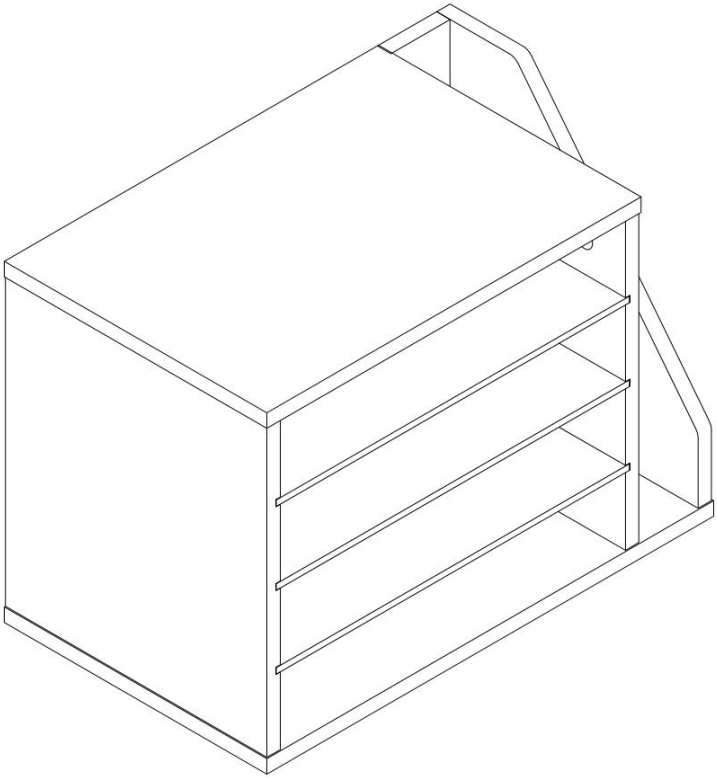

Voici le mode d'emploi original. Veuillez lire attentivement toutes les instructions du manuel avant utilisation. VEVOR se réserve le droit d'interpréter ce manuel à sa guise. L'apparence du produit que vous recevrez peut différer. Nous vous prions de nous excuser si nous ne vous informons pas des mises à jour techniques ou logicielles concernant notre produit.

⚠ AVERTISSEMENT:

Veuillez lire attentivement ce manuel avant d'utiliser le produit. Le non-respect de cette consigne peut entraîner des blessures graves.

Please read and observe carefully all the assembly instructions before beginning assembly.

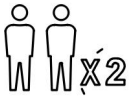

Unit should be assembled by two or more people.

Please do not let your child climb on the product.If you have kids or animals who like to climb, we highly recommend using the wall anchors and brackets/straps that come with the package.

PRÉCAUTIONS D'ASSEMBLAGE

9. Assembler uniquement selon ces instructions. Un assemblage incorrect peut engendrer des risques.

10. Portez des lunettes de sécurité homologuées ANSI et des gants de travail robustes pendant l'assemblage.

11. Maintenez la zone de rassemblement propre et bien éclairée.

12. Tenir les curieux à l'écart de la zone pendant le rassemblement.

13. Ne pas assembler en cas de fatigue ou sous l'influence de l'alcool, de drogues ou de médicaments.

14. Les capacités du produit s'appliquent uniquement aux produits correctement et entièrement assemblés.

15. Assembler sur une surface plane, de niveau, dure et lisse capable de supporter en toute sécurité les organisateurs de documents.

16. Pour plus d'informations concernant les pièces mentionnées dans les pages suivantes, veuillez vous référer au schéma de montage de ce manuel. Déballez et séparez toutes les pièces dans un espace de travail propre.

CONSERVEZ CES INSTRUCTIONS

PRENDRE DES PRÉCAUTIONS

POUR ÉVITER LES BLESSURES GRAVES ET LES MORTELLES DUE AU BASCULEMENT :

5. Ce produit n'est pas un jouet . Ne laissez pas les enfants jouer avec ou à proximité de cet article.

6. Ne dépassez pas les capacités de charge avant de procéder au déplacement.

7. À utiliser uniquement sur une surface plane, dure et lisse capable de supporter en toute sécurité un organiseur de documents entièrement chargé.

8. Utiliser uniquement conformément à l'usage prévu.
Inspecter avant chaque utilisation ; ne pas utiliser si des pièces sont desserrées ou endommagées.

TECHNICAL SPECIFICATIONS

Modèle	ZH646	ZH647
Couleur	Noir	Brun
Dimensions du produit (L x l x H) (mm)	400*235*280	
Poids net (kg)	Environ 4,03	

*Les spécifications, l'apparence et le design des produits peuvent être modifiés sans préavis.

PACKAGE CONTENTS

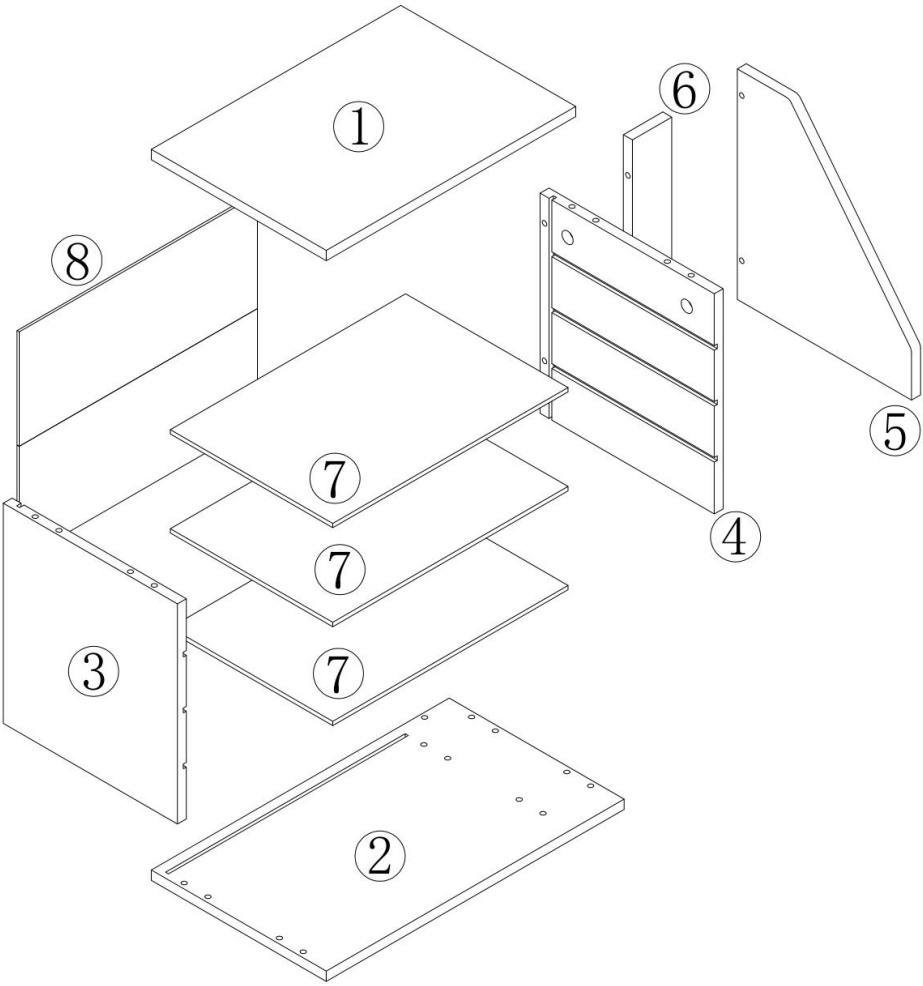

A	X6+1
Ø6X40MM	

B	X6+1
Ø15X9.5MM	

C	X10+2
Ø6X30MM	

D	X9+1
Ø5X40	

E	X6+1
3.0X16MM	

F	X6+1

G	X4
30X30/T3	

H	X1

I	X1

1 x1pc	2 x1pc	3 x1pc
4 x1pc	5 x1pc	6 x1pc
7 x3pcs	8 x1pc	

ASSEMBLY STEPS

1

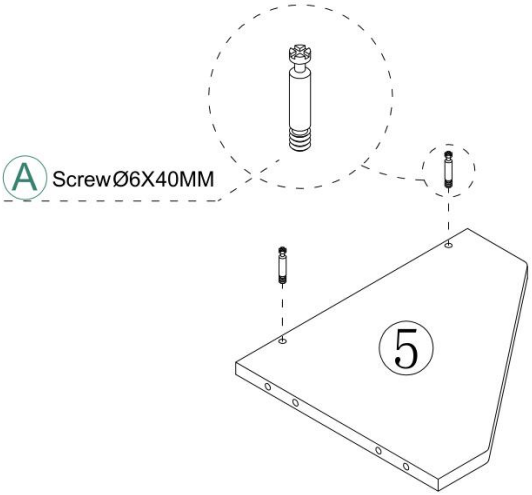

A	X2
Ø6X40MM	

2

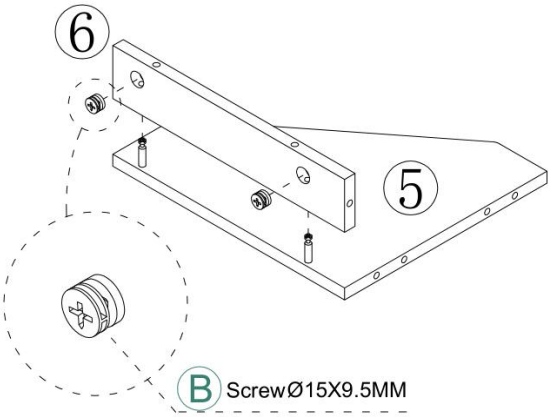

B	X2
Ø15X9.5MM	

3

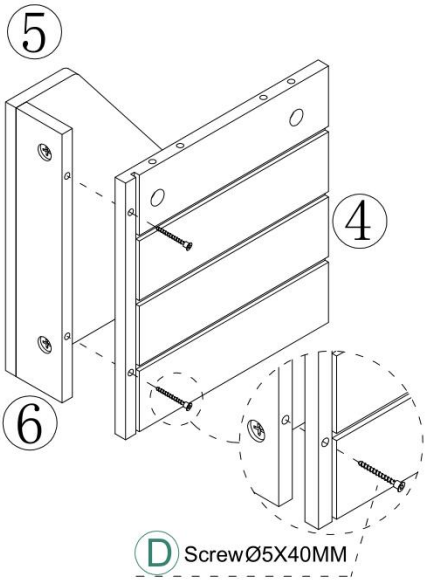

D	X2
Ø5X40MM	

4

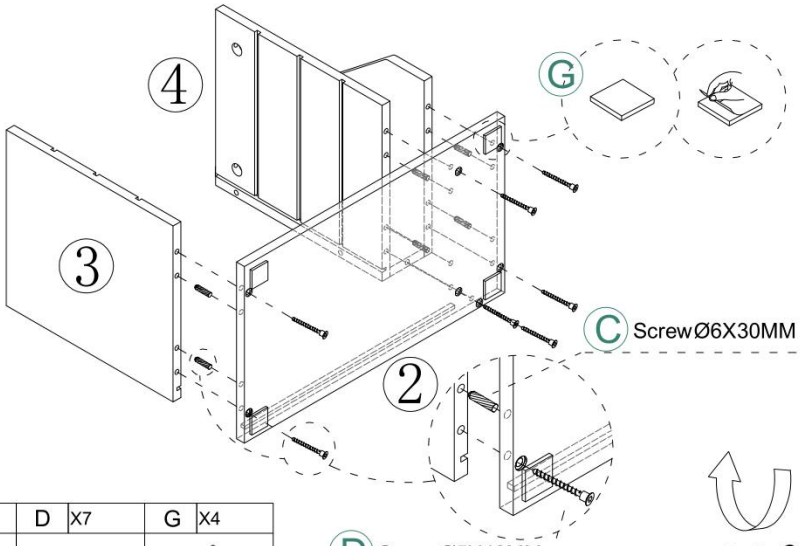

C	X6	D	X7	G	X4
Ø6X30MM		Ø5X40MM		30X30/T3	

5

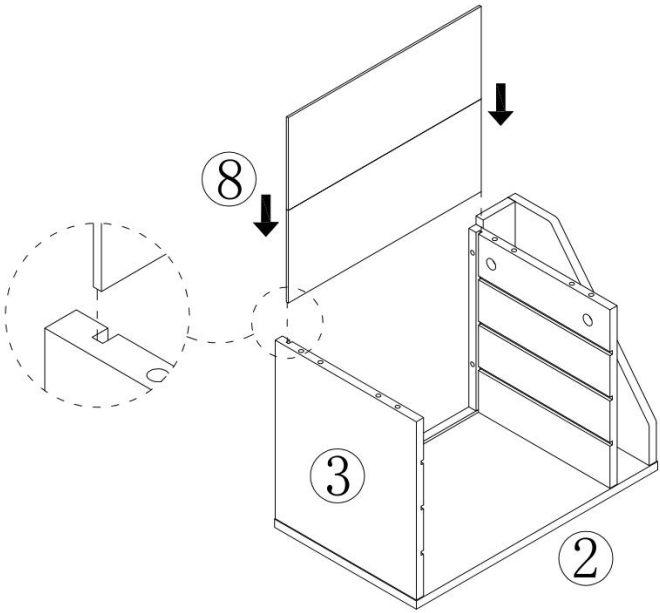

6

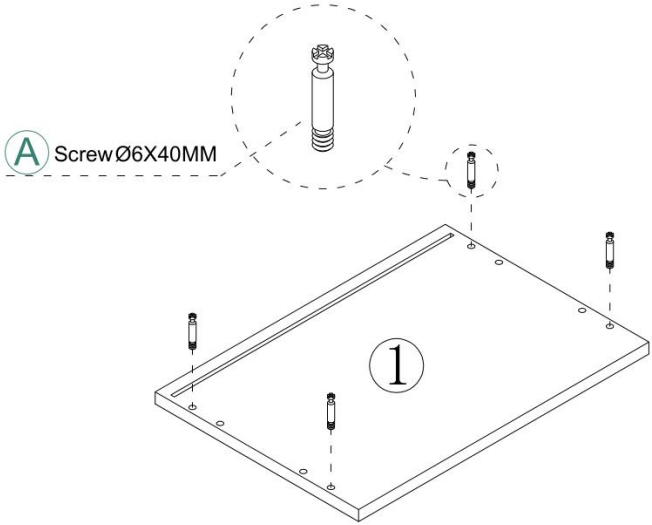

A	X4
Ø6X40MM	

7

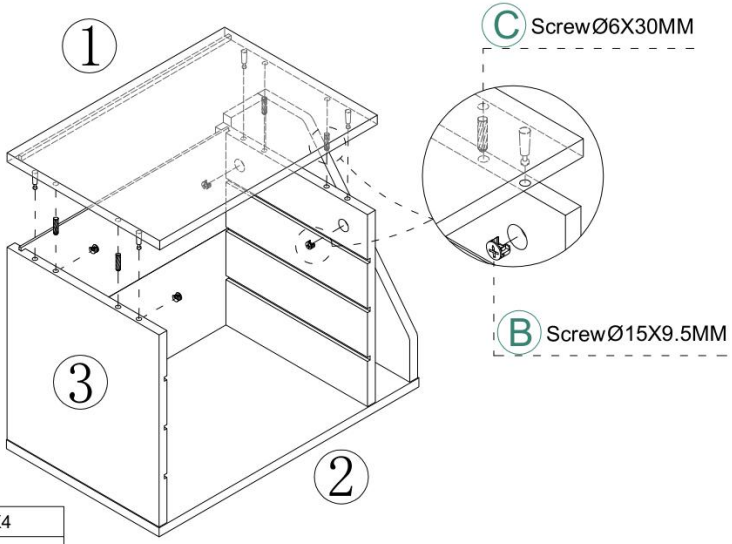

B	X4	C	X4
Ø15X9.5MM		Ø6X30MM	

8

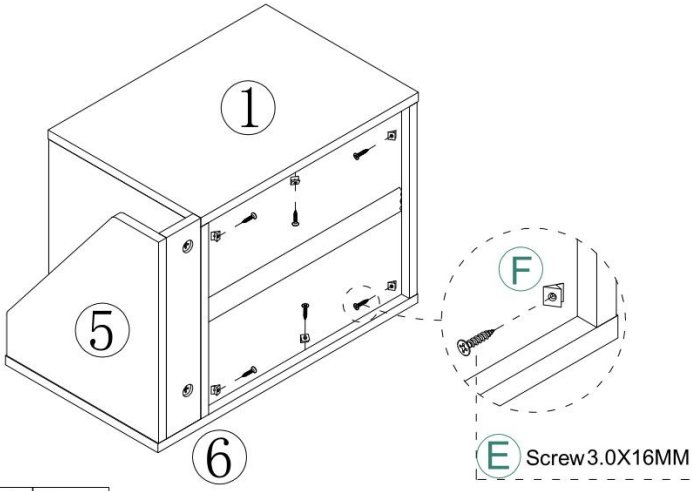

E	X6	F	X6
3.0X16MM			

9

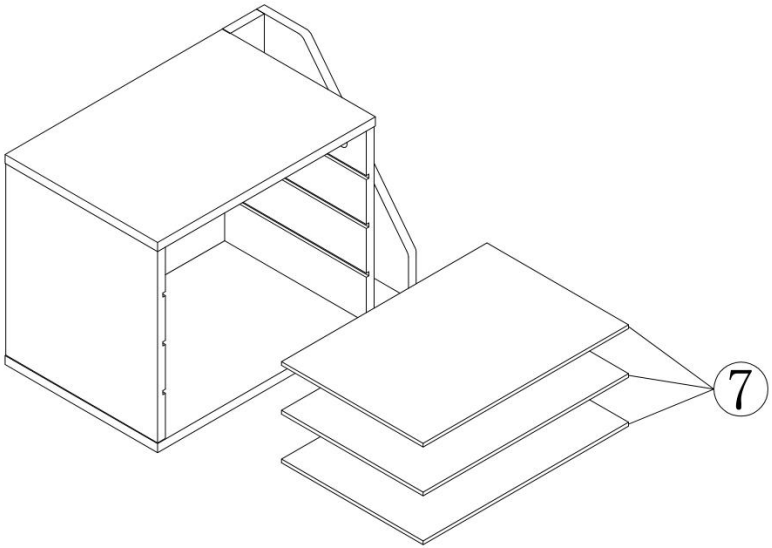

10

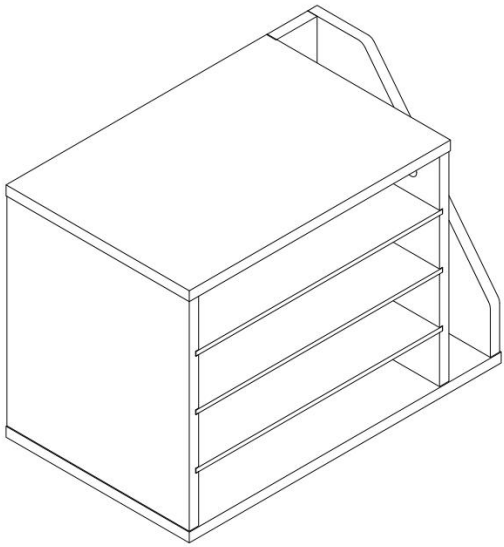

Fabricant : HUIZHOU ZHIHUI PRODUITS D'AMBIANCE CO.LTD
Adresse : Zone industrielle de Yongping, ville de Tonghu, district de Huicheng, ville de Huizhou, Guangdong, Chine
Importé en Australie : SIHAO PTY LTD. 1 ROKEVA STREET, ESTWOOD NSW 2122, Australie
Importé aux États-Unis : Sanven Technology Ltd., Suite 250, 9166 Anaheim Place, Rancho Cucamonga, CA 91730

EC	**REP**

E-CrossStu GmbH
Mainzer Landstr.69, 60329 Frankfurt am Main.
e-crossstu@outlook.com Tel.: +49 69332967674

UK	**REP**

YH CONSULTING LIMITED.
C/O YH Consulting Limited Office 147, Centurion House, London Road, Staines-upon-Thames, Surrey, TW18 4AX
H2YHUK@gmail.com Tel.: +44 07514-677868

VEVOR

Upgrade · The Home Creator Way

LITERATURORGANISATOREN

BENUTZERHANDBUCH

MODELLNR.: ZH646, ZH647

VEVOR
Upgrade · The Home Creator Way

Literature Organizers

MODELLNR.: ZH646, ZH647

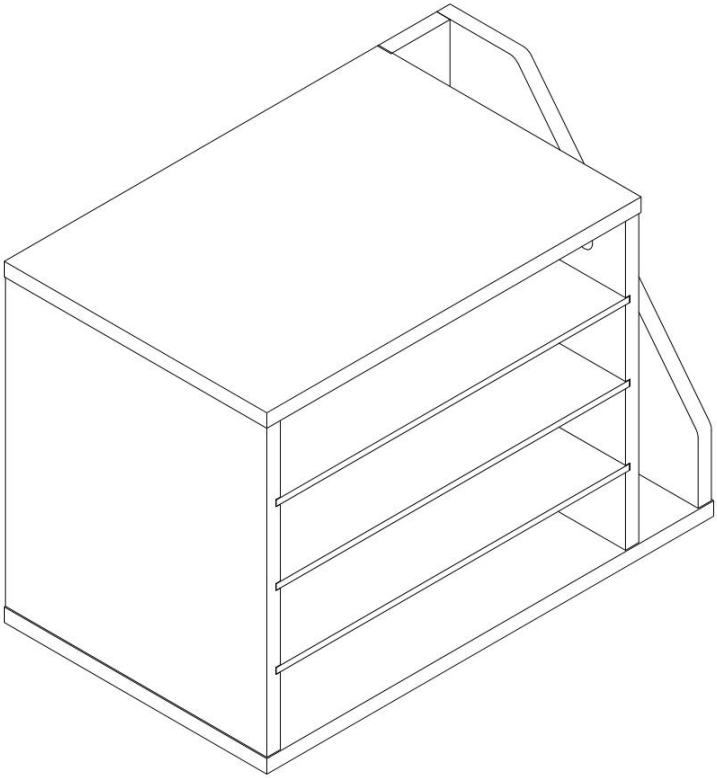

Dies ist die Originalanleitung. Bitte lesen Sie die gesamte Bedienungsanleitung vor der Inbetriebnahme sorgfältig durch. VEVOR behält sich die Auslegung der Bedienungsanleitung vor. Das Aussehen des Produkts kann von dem gelieferten Produkt abweichen. Wir bitten um Verständnis, dass wir Sie nicht erneut über etwaige Technologie- oder Software-Updates informieren werden .

WARNUNG:

Bitte lesen Sie diese Bedienungsanleitung vor der Verwendung des Produkts sorgfältig durch. Andernfalls kann es zu schweren Verletzungen kommen.

Please read and observe carefully all the assembly instructions before beginning assembly.

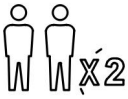

Unit should be assembled by two or more people.

Please do not let your child climb on the product.If you have kids or animals who like to climb, we highly recommend using the wall anchors and brackets/straps that come with the package.

VORSICHTSMASSNAHMEN BEI DER MONTAGE

17. Bitte montieren Sie das Produkt ausschließlich gemäß dieser Anleitung. Eine unsachgemäße Montage kann Gefahren bergen.

18. Tragen Sie während der Montage eine ANSI-geprüfte Schutzbrille und robuste Arbeitshandschuhe.

19. Halten Sie den Montagebereich sauber und gut beleuchtet.

20. Halten Sie Umstehende während der Versammlung vom Versammlungsort fern.

21. Die Montage sollte nicht erfolgen, wenn man müde ist oder unter dem

Einfluss von Alkohol, Drogen oder Medikamenten steht.

22. Die Produkteigenschaften gelten nur für ordnungsgemäß und vollständig montierte Produkte.
23. Die Literaturorganisatoren müssen auf einer ebenen, harten und glatten Oberfläche montiert werden, die eine sichere Auflagefläche für die Organisation bietet.

24. Weitere Informationen zu den auf den folgenden Seiten aufgeführten Teilen finden Sie in der Montagezeichnung dieses Handbuchs. Packen Sie alle Teile in einem sauberen Arbeitsbereich aus und trennen Sie sie.

BEWAHREN SIE DIESE ANWEISUNGEN AUF

VORSICHTSMASSNAHMEN BEACHTEN

UM SCHWERE VERLETZUNGEN UND TODE DURCH UMKIPPEN ZU VERHINDERN:

9. Dieses Produkt ist kein Spielzeug . Kinder dürfen nicht mit diesem Artikel spielen oder sich in dessen Nähe aufhalten.

10. Vor dem Transport die zulässigen Gewichtsgrenzen nicht überschreiten.

11. Nur auf einer ebenen, harten und glatten Oberfläche verwenden, die einen vollständig beladenen Literaturorganizer sicher tragen kann.

12. Nur bestimmungsgemäß verwenden.
Vor jedem Gebrauch prüfen; nicht verwenden, wenn Teile lose oder beschädigt sind.

TECHNICAL SPECIFICATIONS

Modell	ZH646	ZH647
Farbe	Schwarz	Braun
Produktabmessungen (L x B x H) (mm)	400*235*280	
Nettogewicht (kg)	Ungefähr 4,03	

*Produktmerkmale wie Spezifikationen, Aussehen und Design können ohne vorherige Ankündigung geändert werden.

PACKAGE CONTENTS

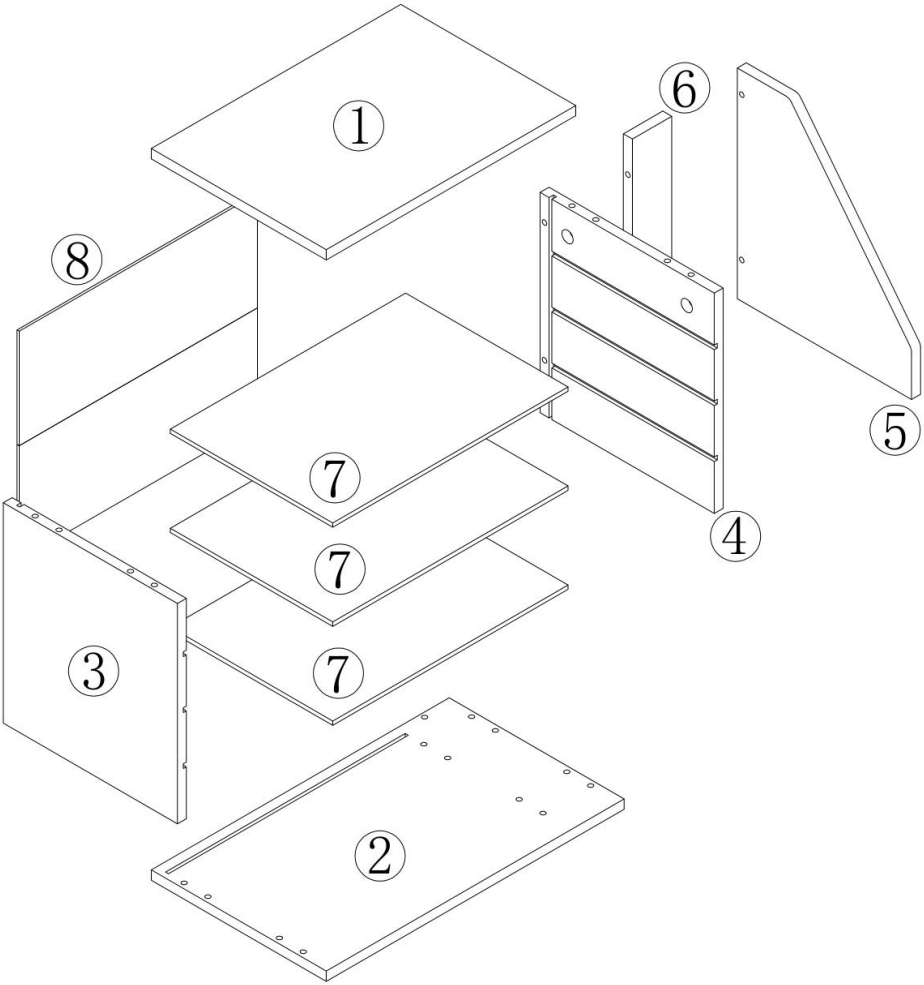

A	X6+1
Ø6X40MM	

B	X6+1
Ø15X9.5MM	

C	X10+2
Ø6X30MM	

D	X9+1
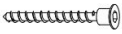	
Ø5X40	

E	X6+1
3.0X16MM	

F	X6+1

G	X4
30X30/T3	

H	X1

I	X1

① x1pc 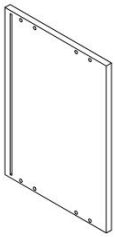	② x1pc 	③ x1pc
④ x1pc	⑤ x1pc 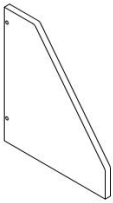	⑥ x1pc
⑦ x3pcs	⑧ x1pc 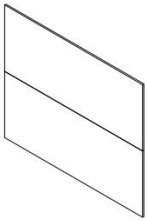	

ASSEMBLY STEPS

1

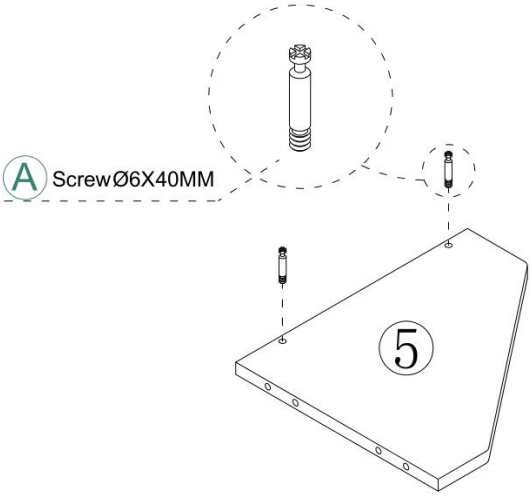

A	X2
Ø6X40MM	

2

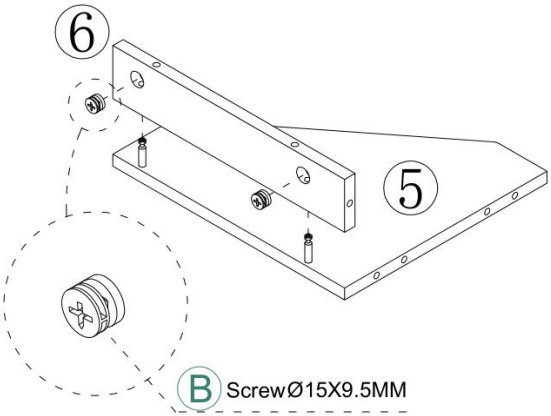

B	X2
Ø15X9.5MM	

3

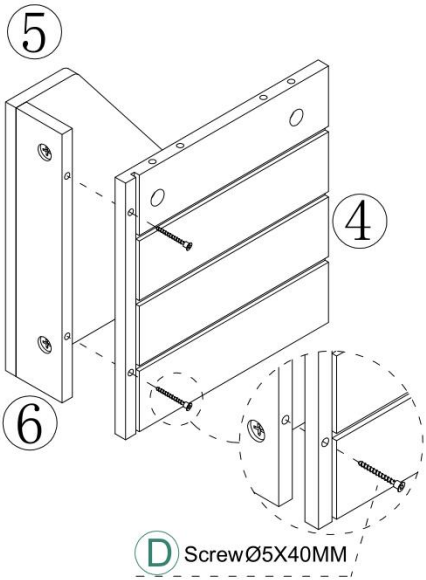

D	X2
Ø5X40MM	

4

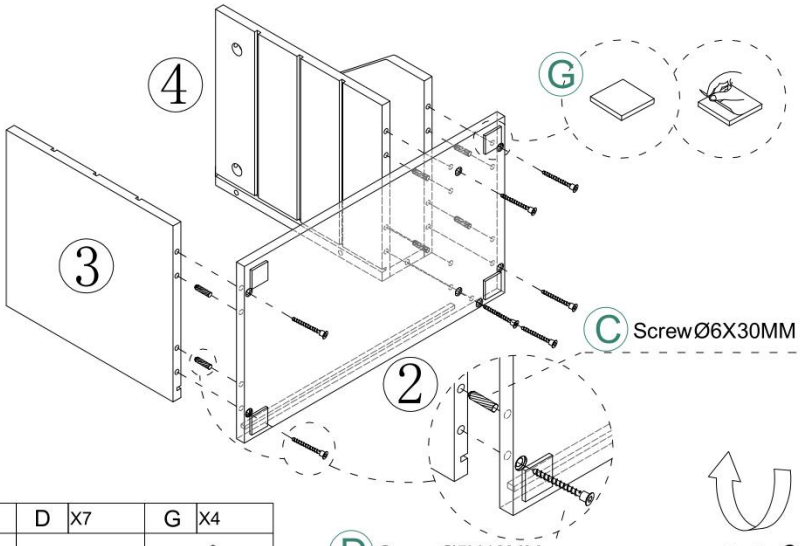

C	X6	D	X7	G	X4
Ø6X30MM		Ø5X40MM		30X30/T3	

5

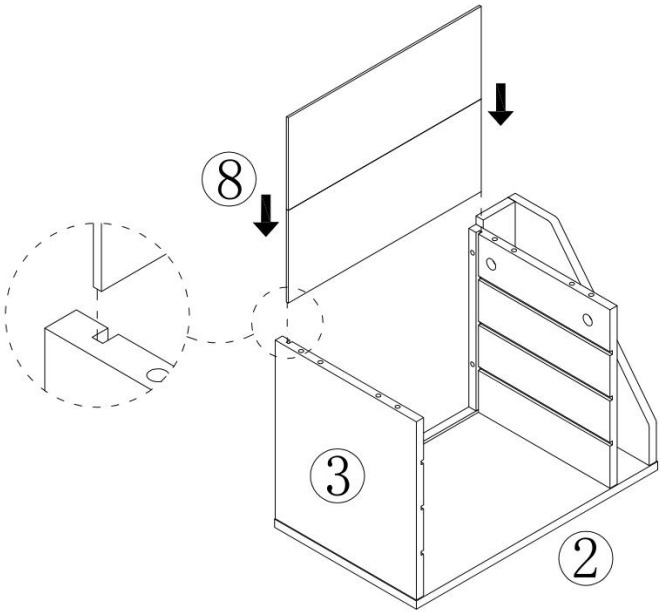

6

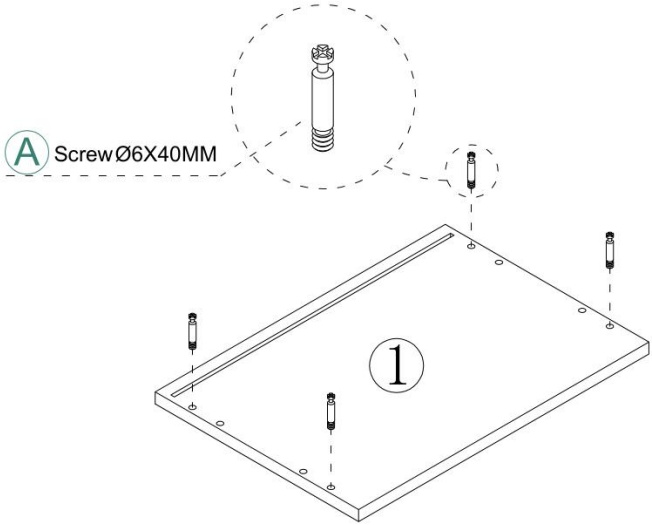

A	X4
Ø6X40MM	

7

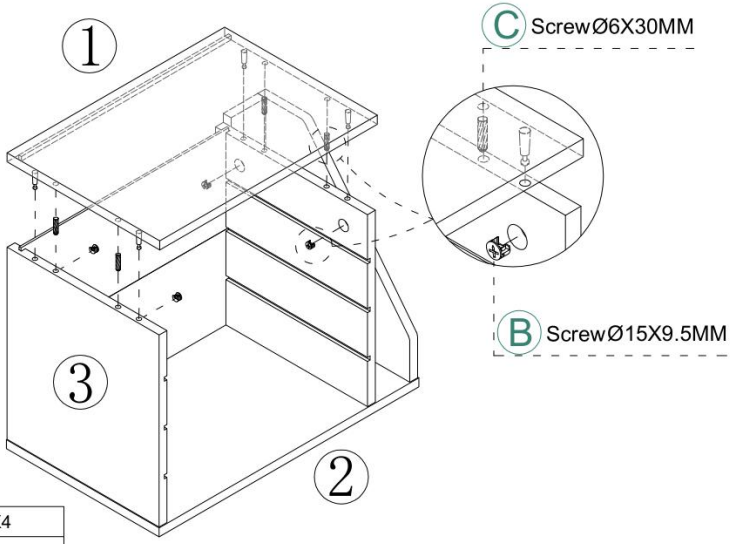

B	X4	C	X4
Ø15X9.5MM		Ø6X30MM	

8

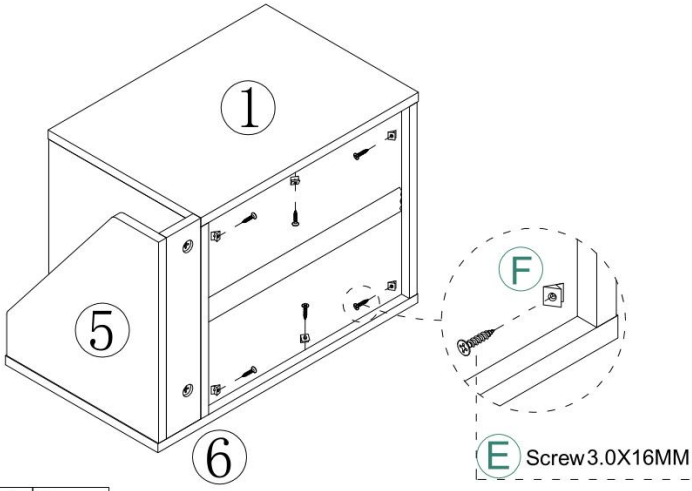

E	X6	F	X6
3.0X16MM			

9

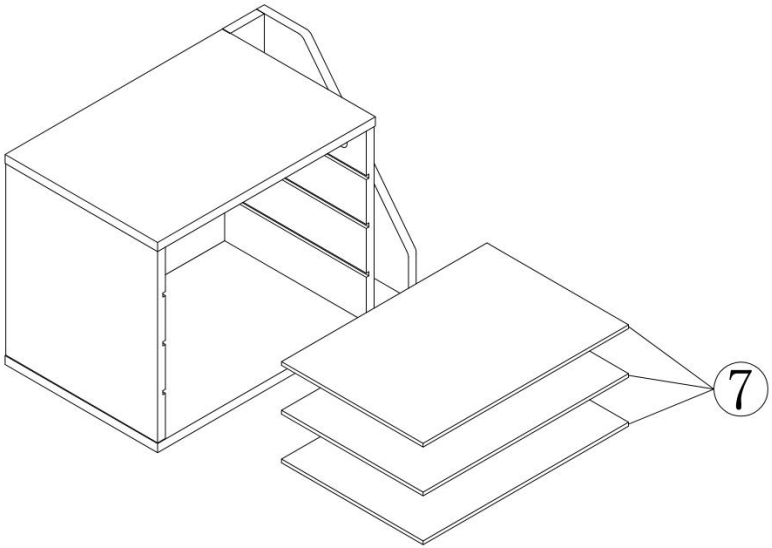

10

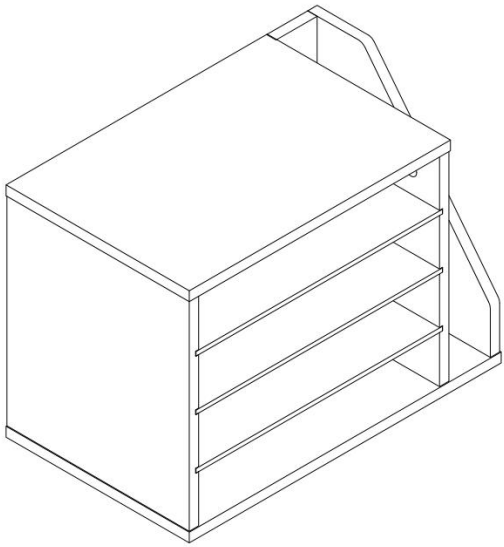

Hersteller: HUIZHOU ZHIHUI HOME FURNISHING PRODUCTS CO.LTD
Adresse: Industriegebiet Yongping, Stadt Tonghu, Bezirk Huicheng, Stadt Huizhou, Guangdong, China
Importiert nach Australien: SIHAO PTY LTD. 1 ROKEVA STREET, EASTWOOD NSW 2122, Australien
Importiert in die USA: Sanven Technology Ltd. Suite 250, 9166 Anaheim Place, Rancho Cucamonga, CA 91730

EC	**REP**

E-CrossStu GmbH
Mainzer Landstr.69, 60329 Frankfurt am Main.
e-crossstu@outlook.com Tel.: +49 69332967674

UK	**REP**

YH CONSULTING LIMITED.
C/O YH Consulting Limited Office 147, Centurion House, London Road, Staines-upon-Thames, Surrey, TW18 4AX
H2YHUK@gmail.com Tel.: +44 07514-677868

VEVOR

Upgrade · The Home Creator Way

ORGANIZZATORI DI LETTERATURA

MANUALE D' USO

N. MODELLO: ZH646, ZH647

VEVOR
Upgrade · The Home Creator Way

Literature Organizers

N. MODELLO: ZH646, ZH647

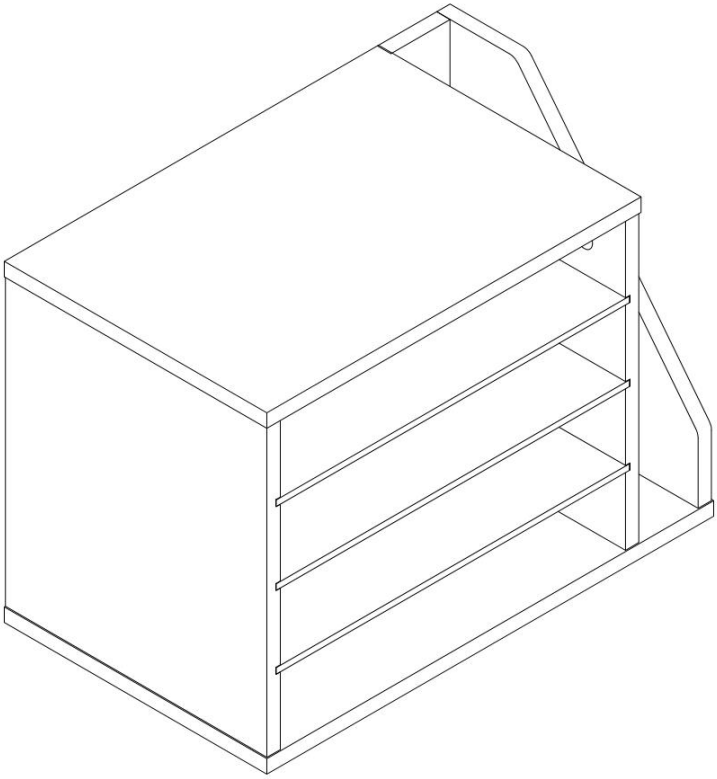

Queste sono le istruzioni originali, si prega di leggere attentamente tutte le istruzioni del manuale prima dell'uso. VEVOR si riserva la piena interpretazione del proprio manuale utente. L'aspetto del prodotto dipenderà dal prodotto ricevuto. Vi preghiamo di non informarvi più in caso di aggiornamenti tecnologici o software sul nostro prodotto.

⚠ AVVERTIMENTO:

Si prega di leggere attentamente il presente manuale prima di utilizzare il prodotto. La mancata osservanza di questa indicazione potrebbe causare gravi lesioni.

Please read and observe carefully all the assembly instructions before beginning assembly.

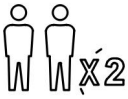

Unit should be assembled by two or more people.

Please do not let your child climb on the product.If you have kids or animals who like to climb, we highly recommend using the wall anchors and brackets/straps that come with the package.

PRECAUZIONI DI MONTAGGIO

25. Montare solo secondo queste istruzioni. Un montaggio improprio può comportare pericoli.

26. Durante il montaggio, indossare occhiali di sicurezza omologati ANSI e guanti da lavoro resistenti.

27. Mantenere l'area di assemblaggio pulita e ben illuminata.

28. Durante l'assemblea, tenere gli astanti lontani dall'area.

29. Non riunirsi quando si è stanchi o sotto l'effetto di alcol, droghe o medicinali.

30. Le capacità del prodotto si applicano solo ai prodotti correttamente e

completamente assemblati.
31. Montare su una superficie piana, livellata, dura e liscia, in grado di sostenere in modo sicuro gli organizzatori di documentazione.

32. Per ulteriori informazioni sui componenti elencati nelle pagine seguenti, fare riferimento allo schema di montaggio di questo manuale. Disimballare e separare tutti i componenti in un'area di lavoro pulita.

CONSERVARE QUESTE ISTRUZIONI

PRECAUZIONI D'USO

PER PREVENIRE LESIONI GRAVI E MORTALI DOVUTE AL RIBALTAMENTO:

13. Questo prodotto non è un giocattolo . Non permettere ai bambini di giocare con questo articolo o nelle sue vicinanze.

14. Non superare la capacità di peso prima dello spostamento.

15. Utilizzare solo su una superficie piana, dura e liscia, in grado di sostenere in modo sicuro un organizer per materiale informativo completamente carico.

16. Utilizzare solo come previsto.
Ispezionare prima di ogni utilizzo; non utilizzare se alcune parti sono allentate o danneggiate.

TECHNICAL SPECIFICATIONS

Modello	ZH646	ZH647
Colore	Nero	Marrone
Dimensioni del prodotto (LxPxA)(mm)	400*235*280	
Peso netto (kg)	Circa 4.03	

*Le specifiche, l'aspetto e il design dei prodotti sono soggetti a modifiche senza preavviso.

PACKAGE CONTENTS

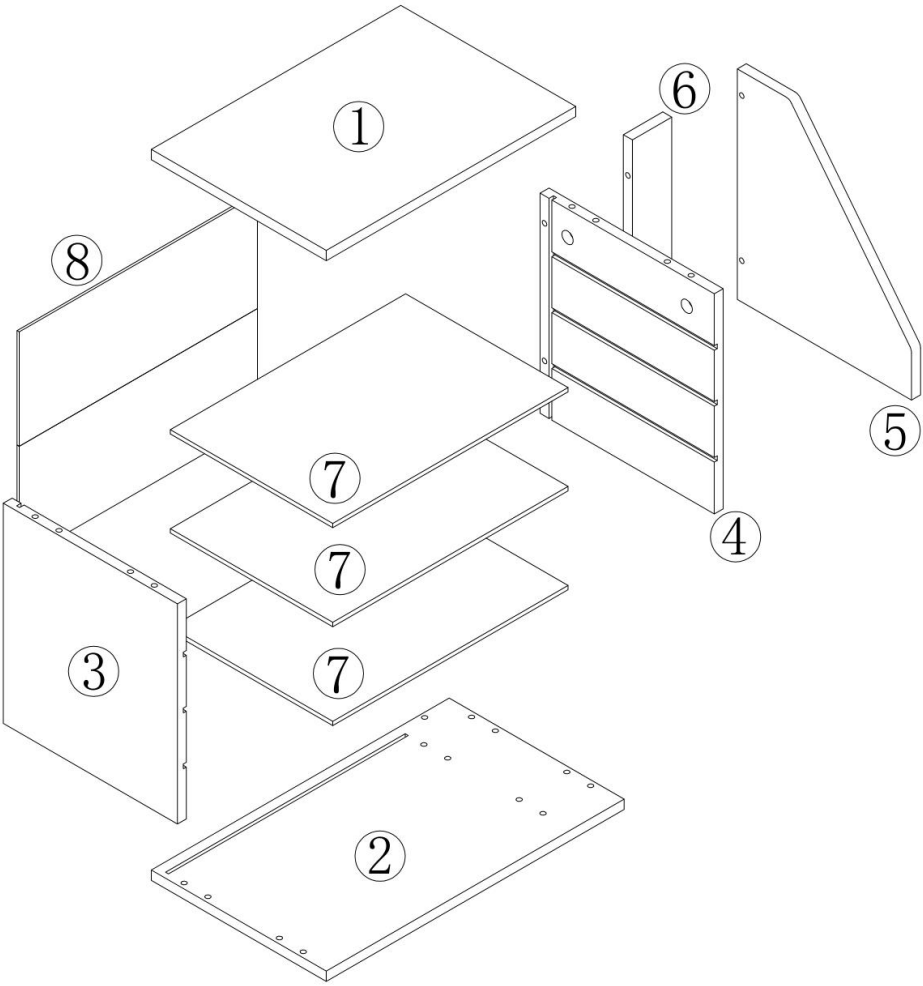

A	X6+1
Ø6X40MM	

B	X6+1
Ø15X9.5MM	

C	X10+2
Ø6X30MM	

D	X9+1
Ø5X40	

E	X6+1
3.0X16MM	

F	X6+1

G	X4
30X30/T3	

H	X1

I	X1

1 x1pc	2 x1pc	3 x1pc
4 x1pc	5 x1pc	6 x1pc
7 x3pcs	8 x1pc	

ASSEMBLY STEPS

1

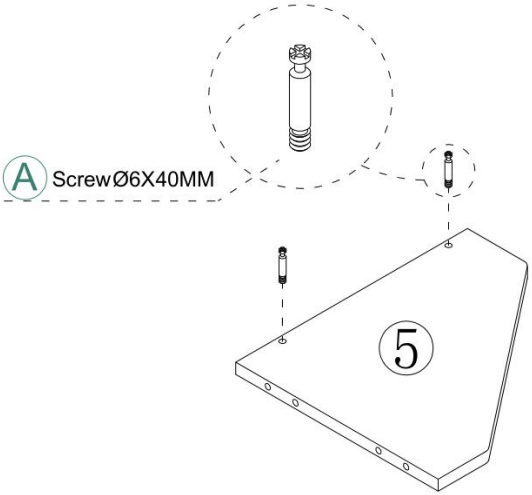

A	X2
Ø6X40MM	

2

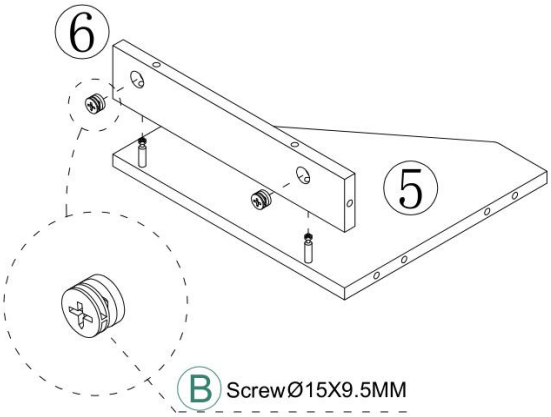

B	X2
Ø15X9.5MM	

3

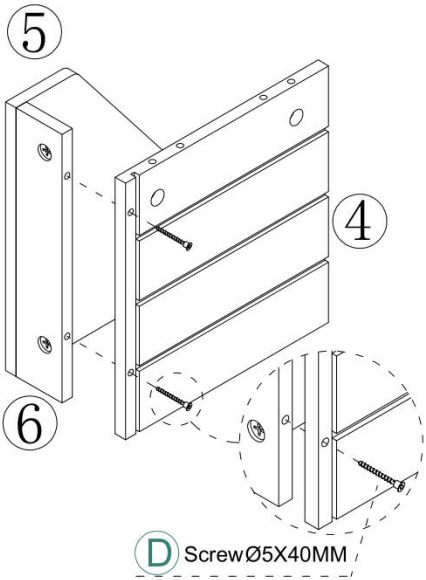

D	X2
Ø5X40MM	

4

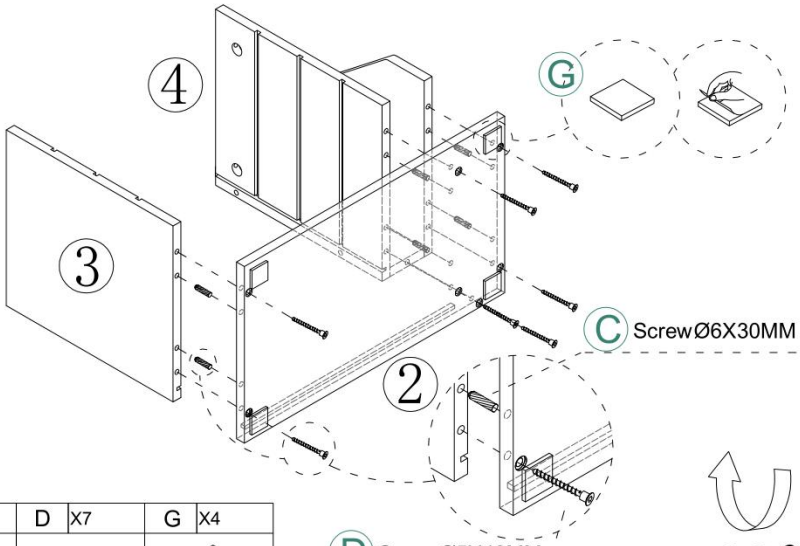

C	X6	D	X7	G	X4
Ø6X30MM		Ø5X40MM		30X30/T3	

5

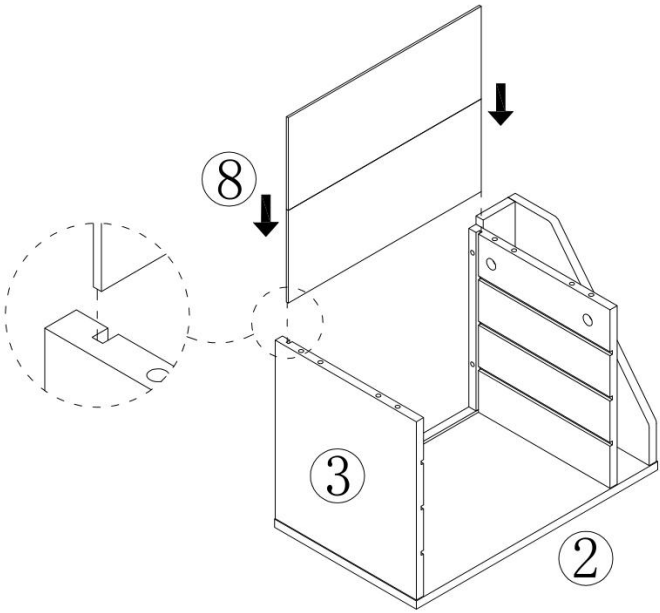

6

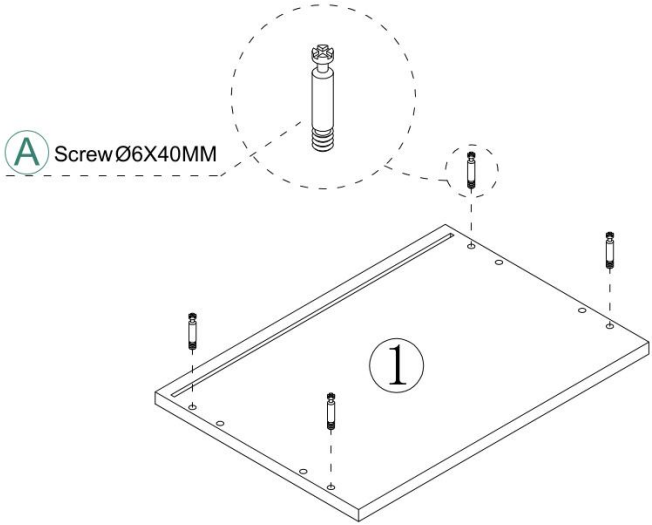

A	X4
Ø6X40MM	

7

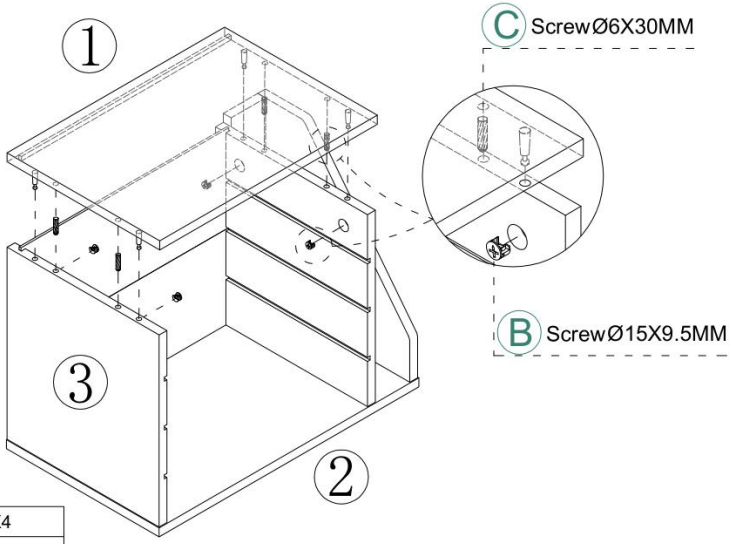

B	X4	C	X4
Ø15X9.5MM		Ø6X30MM	

8

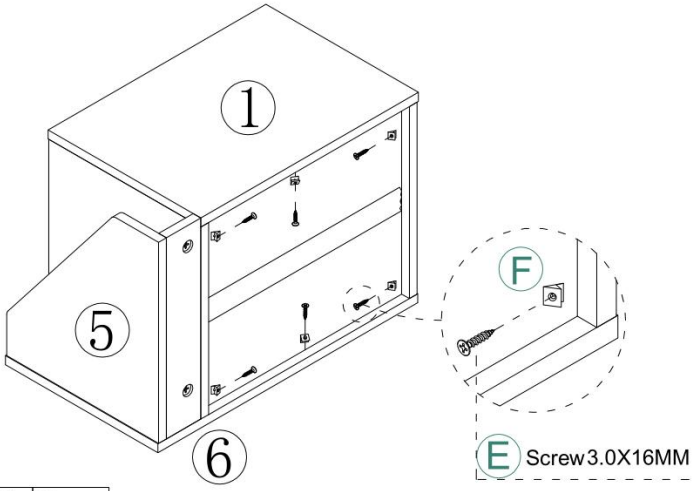

E	X6	F	X6
3.0X16MM			

9

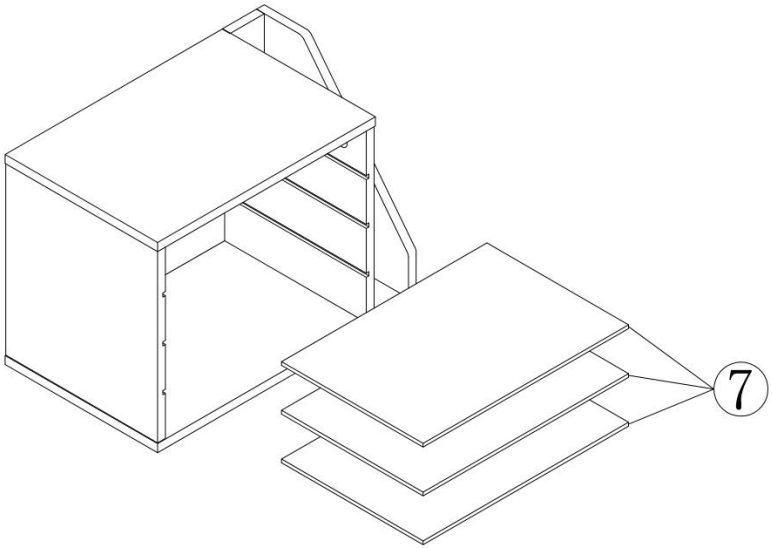

10

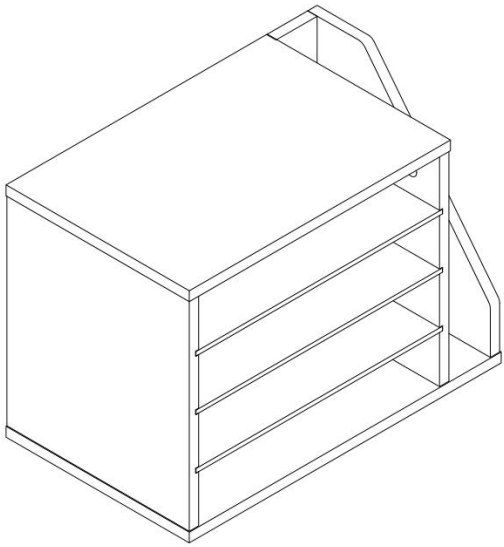

Produttore: HUIZHOU ZHIHUI HOME FURNISHING PRODUCTS CO.LTD
Indirizzo: Yongping Industry Area, Tonghu Town, Huicheng District, Huizhou City, Guangdong, Cina
Importato in AUS: SIHAO PTY LTD. 1 ROKEVA STREETEASTWOOD NSW 2122 Australia
Importato negli USA: Sanven Technology Ltd. Suite 250, 9166 Anaheim Place, Rancho Cucamonga, CA 91730

EC	**REP**

E-CrossStu GmbH
Mainzer Landstr.69, 60329 Frankfurt am Main.
e-crossstu@outlook.com Tel.: +49 69332967674

UK	**REP**

YH CONSULTING LIMITED.
C/O YH Consulting Limited Office 147, Centurion House, London Road, Staines-upon-Thames, Surrey, TW18 4AX
H2YHUK@gmail.com Tel.: +44 07514-677868

VEVOR

Upgrade · The Home Creator Way

ORGANIZADORES DE LITERATURA

MANUAL DEL USUARIO

NÚMERO DE MODELO: ZH646, ZH647

VEVOR
Upgrade · The Home Creator Way

Literature Organizers

NÚMERO DE MODELO: ZH646, ZH647

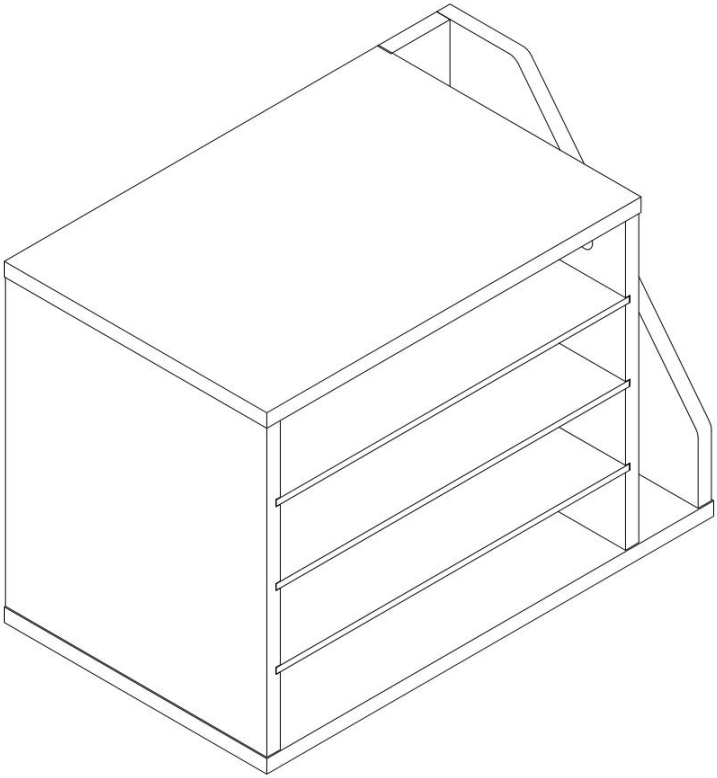

Estas son las instrucciones originales; lea atentamente todas las instrucciones del manual antes de utilizarlo. VEVOR se reserva el derecho de interpretar su manual de usuario. La apariencia del producto dependerá del producto que haya recibido. Le rogamos que nos disculpe si no le informamos de nuevo si hay actualizaciones tecnológicas o de software en nuestro producto.

ADVERTENCIA:

Lea este manual detenidamente antes de utilizar el producto. De lo contrario, podría sufrir lesiones graves.

Please read and observe carefully all the assembly instructions before beginning assembly.

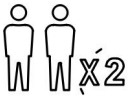

Unit should be assembled by two or more people.

Please do not let your child climb on the product.If you have kids or animals who like to climb, we highly recommend using the wall anchors and brackets/straps that come with the package.

PRECAUCIONES DE MONTAJE

33. Ensamble únicamente según estas instrucciones. Un montaje incorrecto puede causar peligros.

34. Use gafas de seguridad aprobadas por ANSI y guantes de trabajo resistentes durante el montaje.

35. Mantenga el área de reunión limpia y bien iluminada.

36. Mantenga a los transeúntes fuera del área durante el montaje.

37. No se reúna cuando esté cansado o bajo la influencia del alcohol, drogas o medicamentos.

38. Las capacidades del producto se aplican únicamente a productos ensamblados de forma correcta y completa.

39. Ensamble sobre una superficie plana, nivelada, dura y lisa capaz de soportar de manera segura los organizadores de literatura.

40. Para obtener más información sobre las piezas que se enumeran en las siguientes páginas, consulte el diagrama de montaje de este manual. Desembale y separe todas las piezas en un área de trabajo limpia.

GUARDE ESTAS INSTRUCCIONES

PRECAUCIONES DE USO

PARA EVITAR LESIONES GRAVES Y LA MUERTE POR VUELCO:

17. Este producto no es un juguete . No permita que los niños jueguen con él ni cerca de él.

18. No exceda las capacidades de peso antes de moverlo.

19. Úselo únicamente sobre una superficie plana, dura y lisa capaz de soportar de forma segura un organizador de literatura completamente cargado.

20. Úselo únicamente según lo previsto.
Inspeccione antes de cada uso; no lo utilice si las piezas están sueltas o dañadas.

TECHNICAL SPECIFICATIONS

Modelo	ZH646	ZH647
Color	Negro	Marrón
Dimensiones del producto (Largo x Ancho x Alto) (mm)	400*235*280	
Peso neto (kg)	Aproximadamente 4.03	

*Los productos como especificaciones, apariencia y diseño están sujetos a modificaciones sin previo aviso.

PACKAGE CONTENTS

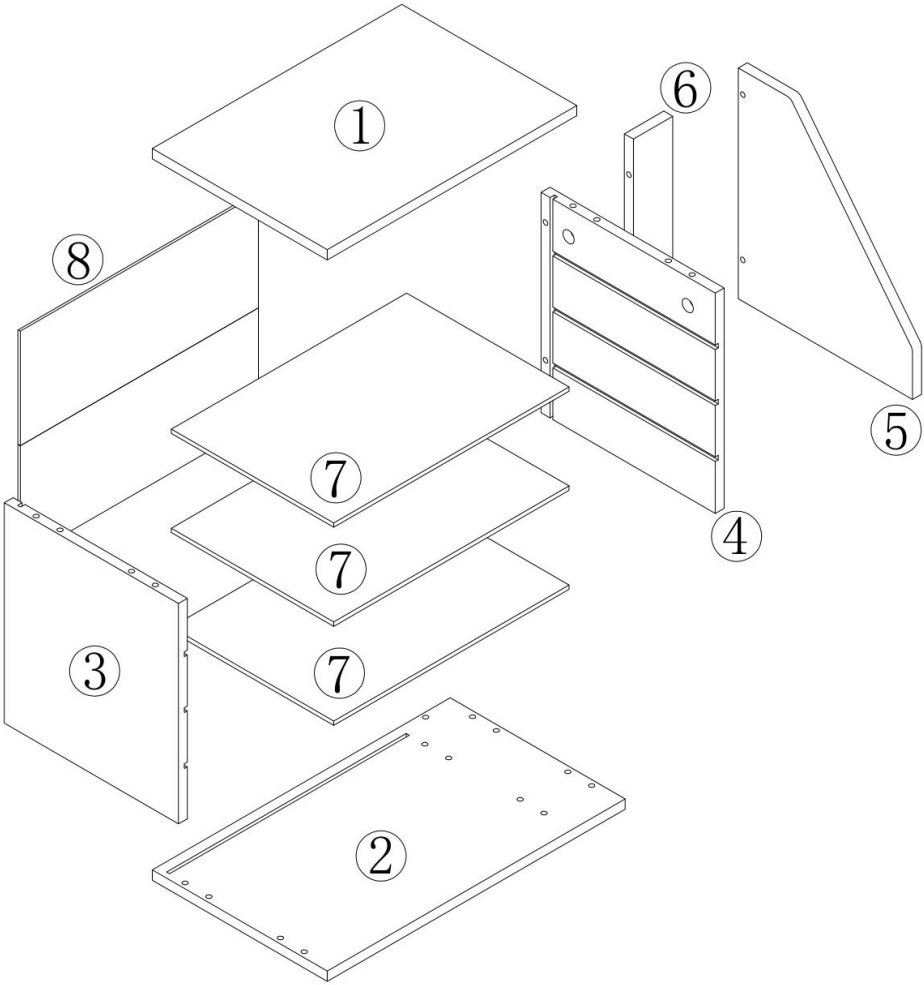

A	X6+1
Ø6X40MM	

B	X6+1
Ø15X9.5MM	

C	X10+2
Ø6X30MM	

D	X9+1
Ø5X40	

E	X6+1
3.0X16MM	

F	X6+1

G	X4
30X30/T3	

H	X1

I	X1

1 x1pc	2 x1pc	3 x1pc
4 x1pc	5 x1pc	6 x1pc
7 x3pcs	8 x1pc	

ASSEMBLY STEPS

1

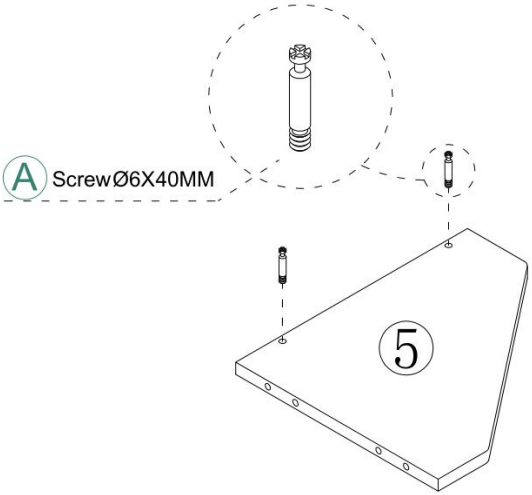

A	X2
Ø6X40MM	

2

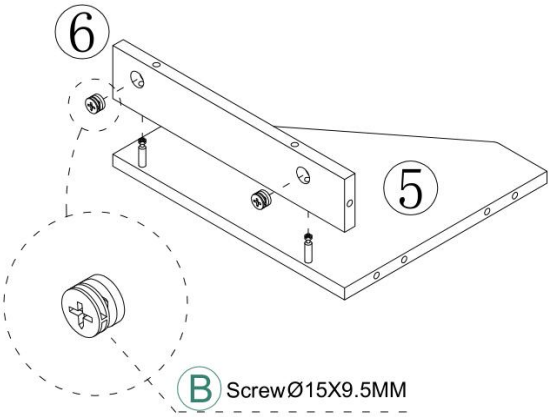

B	X2
Ø15X9.5MM	

3

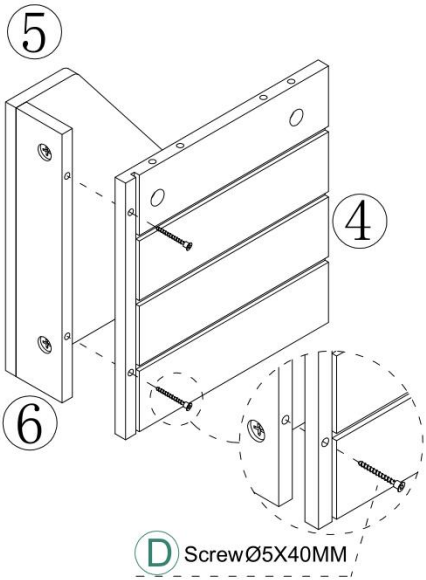

D	X2
Ø5X40MM	

4

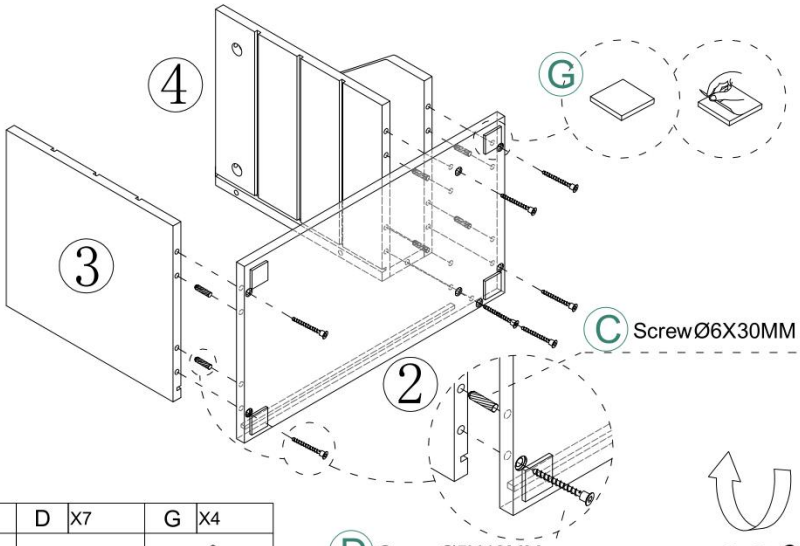

C	X6	D	X7	G	X4
Ø6X30MM		Ø5X40MM		30X30/T3	

5

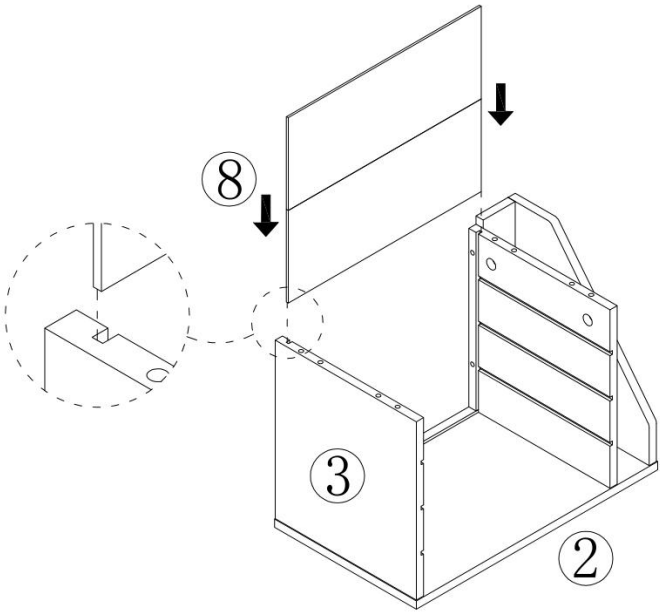

6

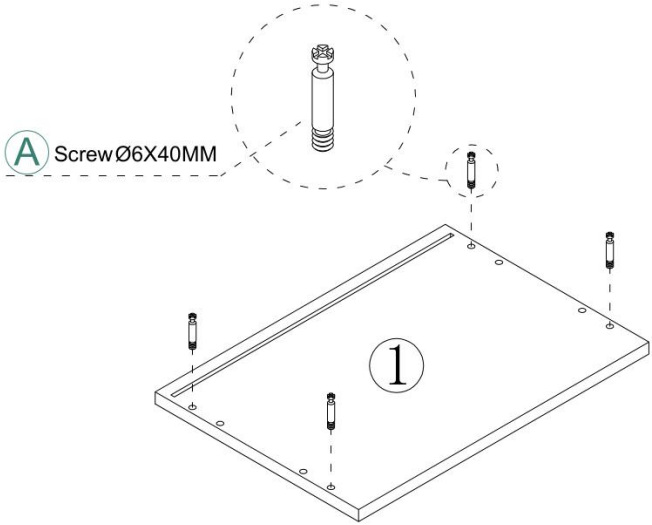

A	X4
Ø6X40MM	

7

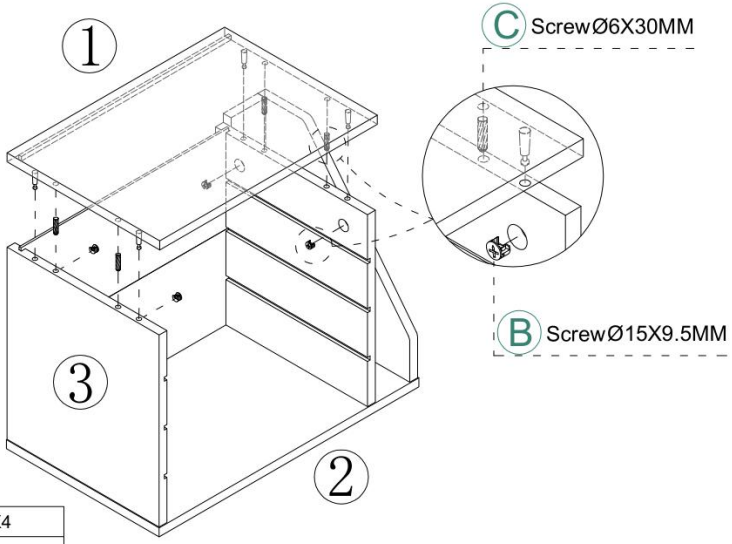

B	X4	C	X4
Ø15X9.5MM		Ø6X30MM	

8

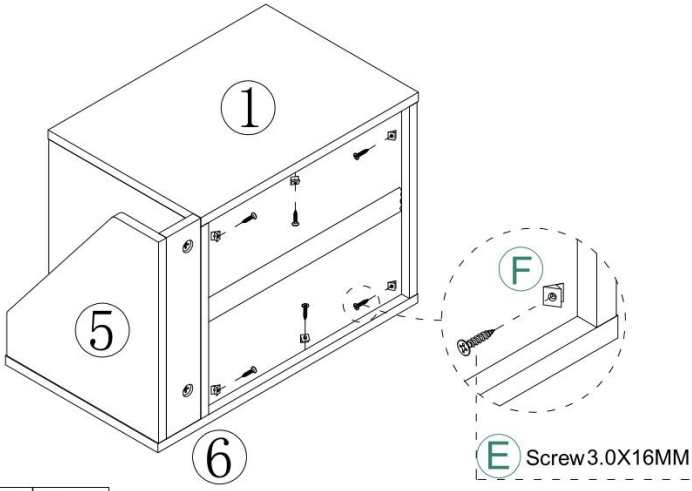

E	X6	F	X6
3.0X16MM			

9

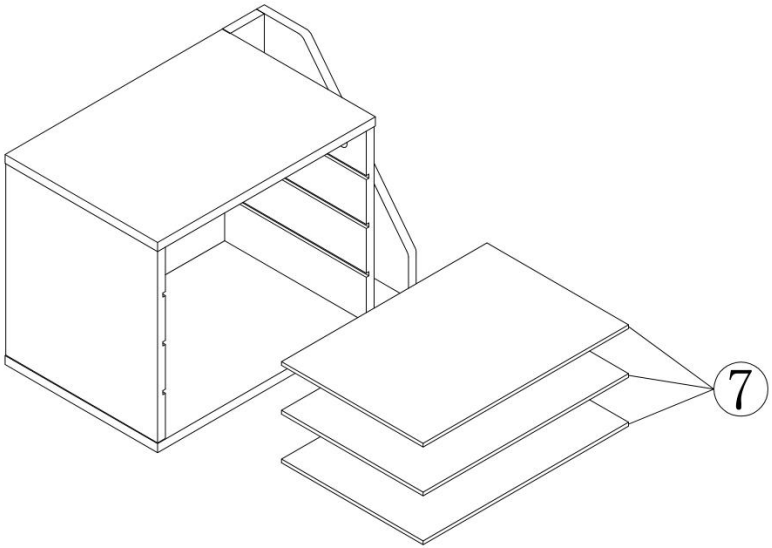

10

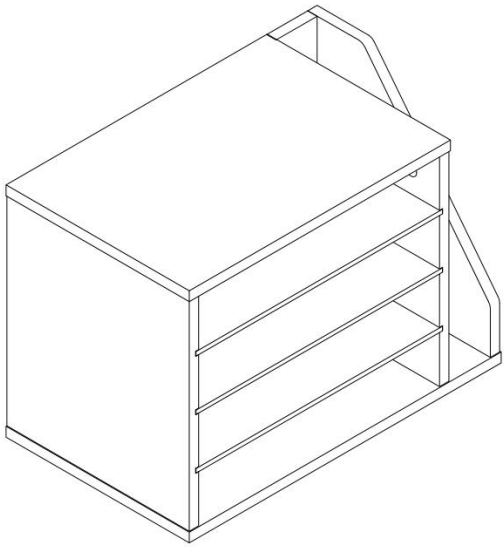

Fabricante: HUIZHOU ZHIHUI HOME FURNISHING PRODUCTS CO.LTD
Dirección: Área industrial de Yongping, ciudad de Tonghu, distrito de Huicheng, ciudad de Huizhou, Guangdong, China
Importado a AUS: SIHAO PTY LTD. 1 ROKEVA STREET, EASTWOOD, NSW 2122, Australia
Importado a EE. UU.: Sanven Technology Ltd. Suite 250, 9166 Anaheim Place, Rancho Cucamonga, CA 91730

EC	REP

E-CrossStu GmbH
Mainzer Landstr.69, 60329 Frankfurt am Main.
e-crossstu@outlook.com Tel.: +49 69332967674

UK	REP

YH CONSULTING LIMITED.
C/O YH Consulting Limited Office 147, Centurion House, London Road, Staines-upon-Thames, Surrey, TW18 4AX
H2YHUK@gmail.com Tel.: +44 07514-677868

VEVOR

Upgrade · The Home Creator Way

ORGANIZATORZY LITERATURY

INSTRUKCJA OBSŁUGI

NR MODELU: ZH646, ZH647

VEVOR
Upgrade · The Home Creator Way

Literature Organizers

NR MODELU: ZH646, ZH647

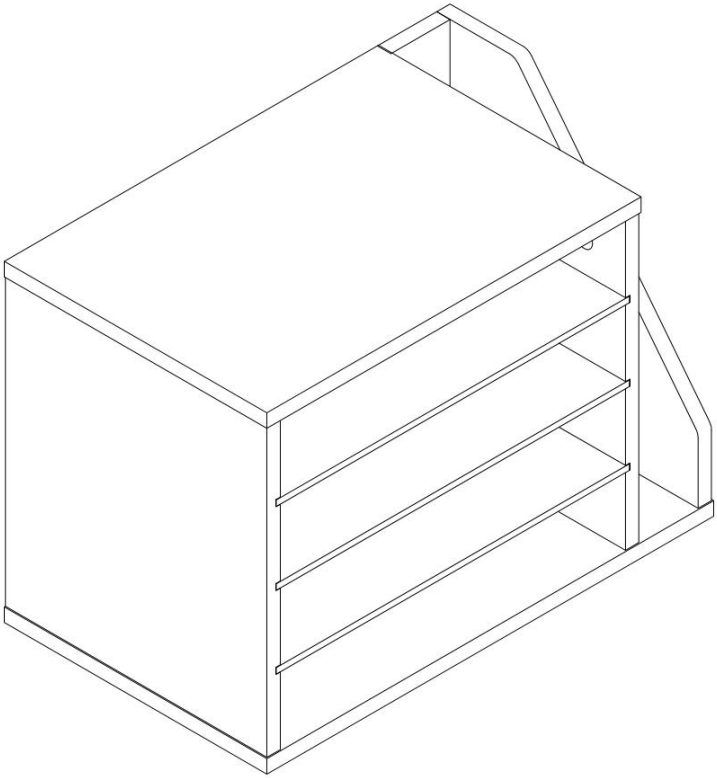

To jest oryginalna instrukcja obsługi. Przed użyciem prosimy o dokładne zapoznanie się z treścią instrukcji. Firma VEVOR zastrzega sobie prawo do jednoznacznej interpretacji niniejszej instrukcji obsługi. Wygląd produktu zależy od stanu, w jakim go otrzymali Państwo. Prosimy o wyrozumiałość, ale nie będziemy Państwa ponownie informować o aktualizacjach technologicznych lub oprogramowania naszego produktu.

⚠ OSTRZEŻENIE:

Przed użyciem produktu prosimy o dokładne zapoznanie się z niniejszą instrukcją. Nieprzestrzeganie jej może spowodować poważne obrażenia.

Please read and observe carefully all the assembly instructions before beginning assembly.

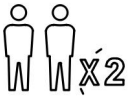

Unit should be assembled by two or more people.

Please do not let your child climb on the product.If you have kids or animals who like to climb, we highly recommend using the wall anchors and brackets/straps that come with the package.

ŚRODKI OSTROŻNOŚCI PODCZAS MONTAŻU

41. Montaż należy wykonywać wyłącznie zgodnie z niniejszą instrukcją. Nieprawidłowy montaż może stwarzać zagrożenie.

42. Podczas montażu należy nosić okulary ochronne zatwierdzone przez ANSI oraz wytrzymałe rękawice robocze.

43. Utrzymuj miejsce zgromadzenia w czystości i dobrym oświetleniu.

44. Nie dopuszczać osób postronnych na teren montażu w trakcie jego trwania.

45. Nie należy gromadzić się, gdy jest się zmęczonym lub pod wpływem

alkoholu, narkotyków lub leków.

46. Możliwości produktu odnoszą się wyłącznie do produktów prawidłowo i całkowicie zmontowanych.
47. Złóż na płaskiej, równej, twardej i gładkiej powierzchni, która będzie w stanie bezpiecznie utrzymać organizery literatury.

48. Aby uzyskać dodatkowe informacje dotyczące części wymienionych na kolejnych stronach, zapoznaj się ze schematem montażu w niniejszej instrukcji. Rozpakuj i oddziel wszystkie części w czystym miejscu pracy.

ZAPISZ TE INSTRUKCJE

ŚRODKI OSTROŻNOŚCI

ABY ZAPOBIEC POWAŻNYM OBRAŻENIOM I ŚMIERCI SPOWODOWANEJ PRZEWRÓCENIEM:

21. Ten produkt nie jest zabawką . Nie pozwalaj dzieciom bawić się nim ani przebywać w jego pobliżu.

22. Przed przeprowadzką nie przekraczaj dopuszczalnego ciężaru.

23. Stosować wyłącznie na płaskiej, twardej i gładkiej powierzchni, która jest w stanie bezpiecznie utrzymać w pełni załadowany organizer na literaturę.

24. Stosować wyłącznie zgodnie z przeznaczeniem.
Przed każdym użyciem należy przeprowadzić kontrolę. Nie używać produktu, jeśli części są luźne lub uszkodzone.

TECHNICAL SPECIFICATIONS

Model	ZH646	ZH647
Kolor	Czarny	Brązowy
Wymiary produktu (Dł. x Szer. x Wys.) (mm)	400*235*280	
Masa netto (kg)	Około 4.03	

*Specyfikacje, wygląd i konstrukcja produktów mogą ulec zmianie bez wcześniejszego powiadomienia.

PACKAGE CONTENTS

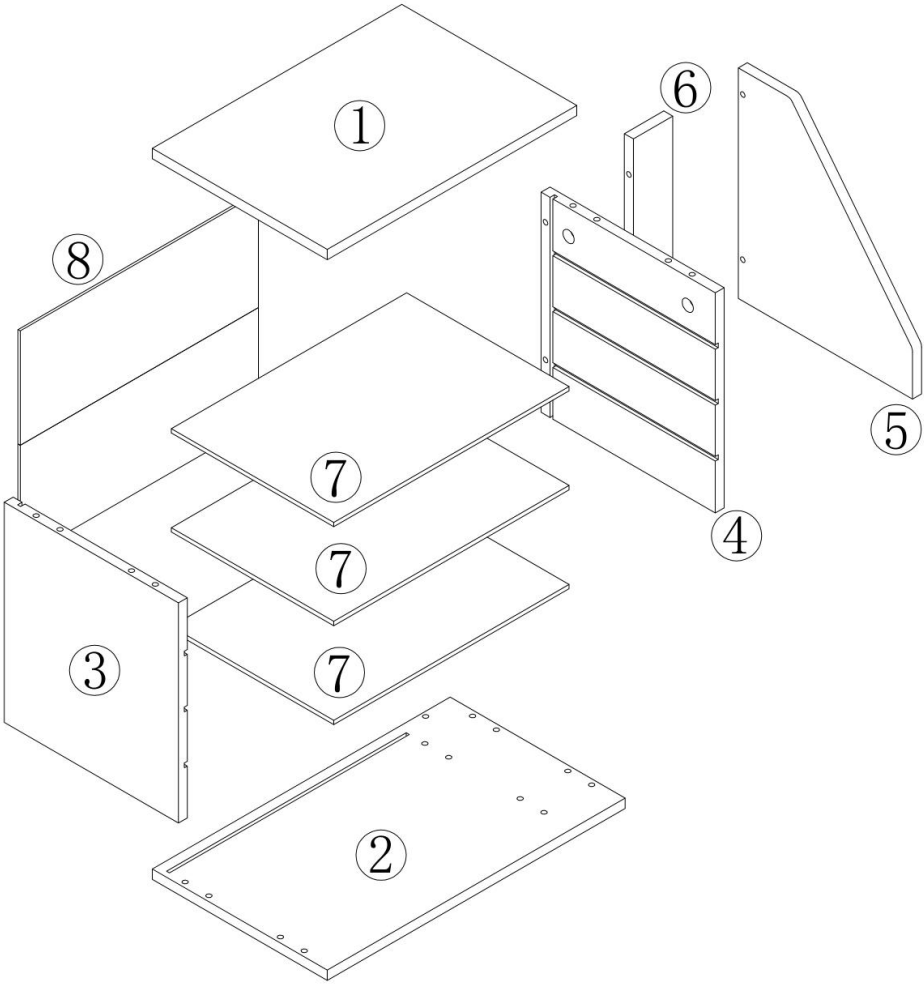

A	X6+1
Ø6X40MM	

B	X6+1
Ø15X9.5MM	

C	X10+2
Ø6X30MM	

D	X9+1
Ø5X40	

E	X6+1
3.0X16MM	

F	X6+1

G	X4
30X30/T3	

H	X1

I	X1

1 x1pc	2 x1pc	3 x1pc
4 x1pc	5 x1pc	6 x1pc
7 x3pcs	8 x1pc	

ASSEMBLY STEPS

1

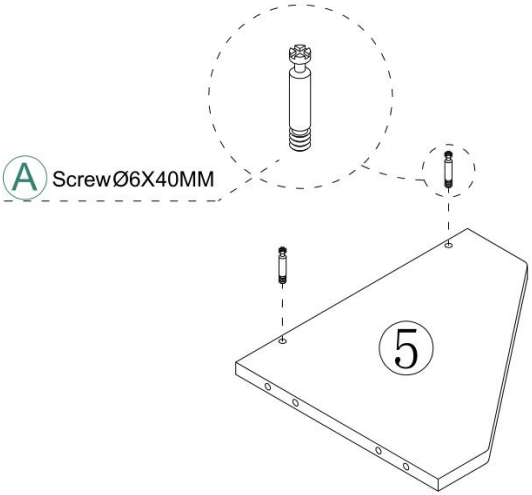

A	X2
Ø6X40MM	

2

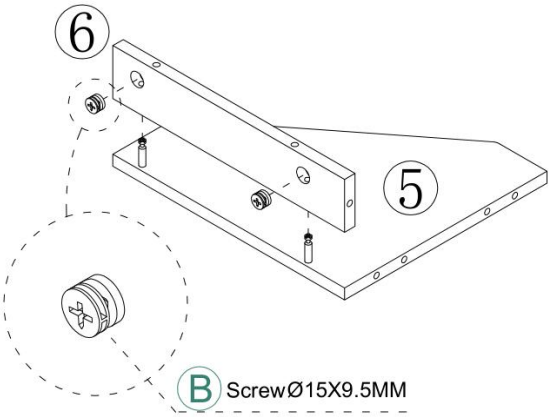

B	X2
Ø15X9.5MM	

3

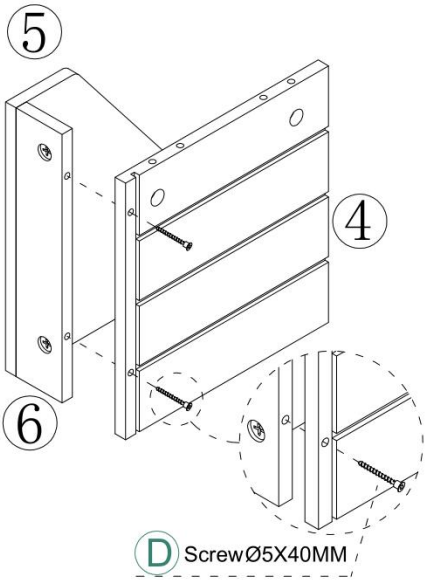

D	X2
Ø5X40MM	

4

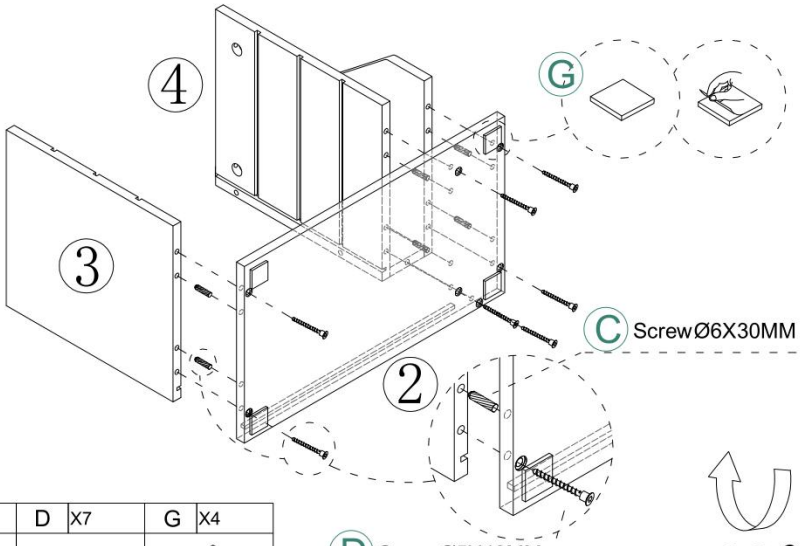

C	X6	D	X7	G	X4
Ø6X30MM		Ø5X40MM		30X30/T3	

5

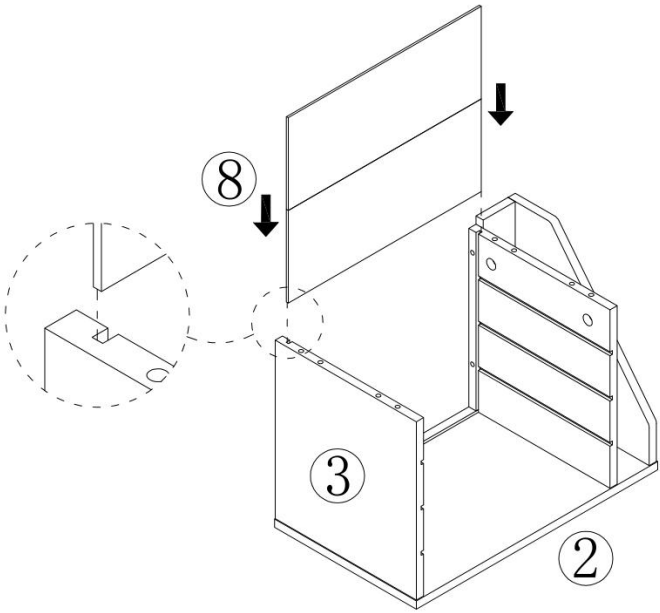

6

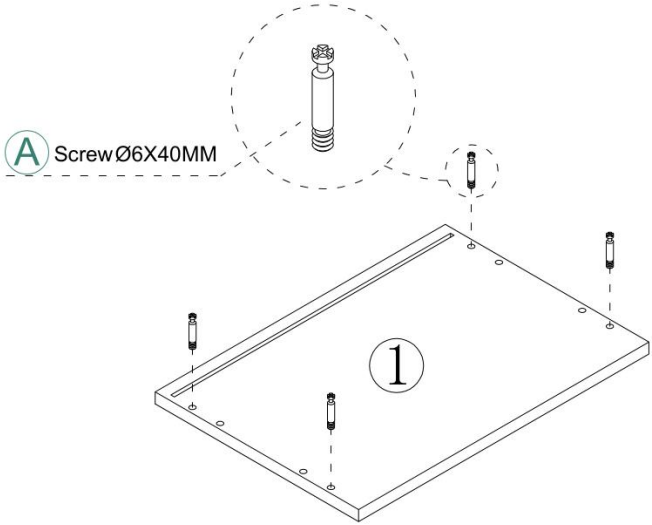

A	X4
Ø6X40MM	

7

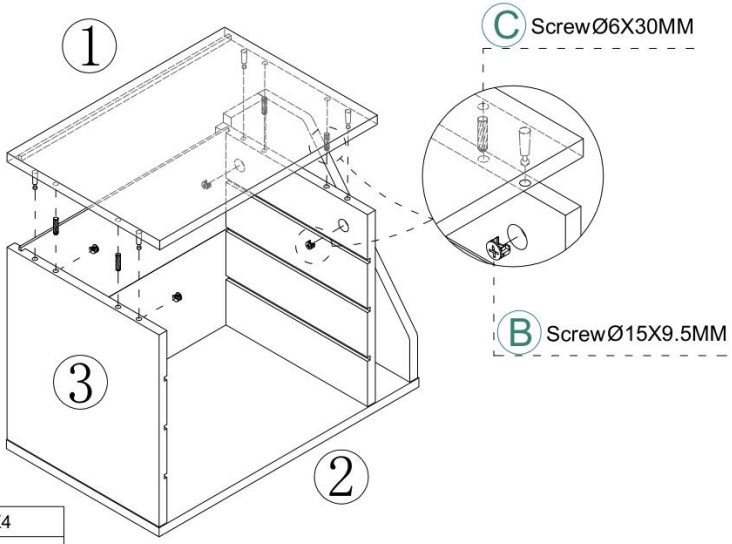

B	X4	C	X4
Ø15X9.5MM		Ø6X30MM	

8

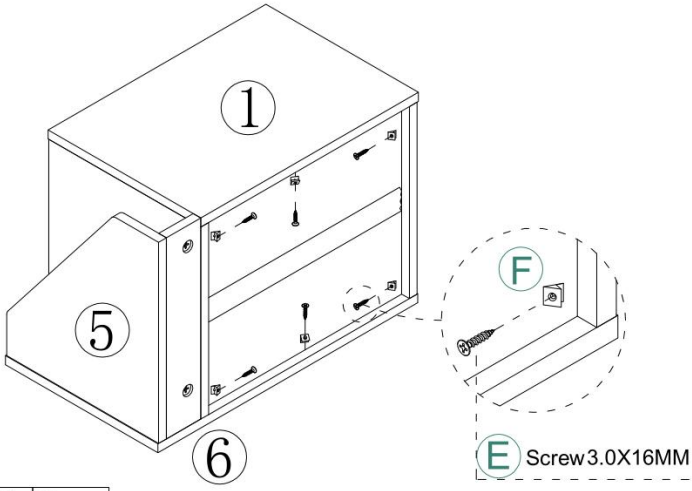

E	X6	F	X6
3.0X16MM			

9

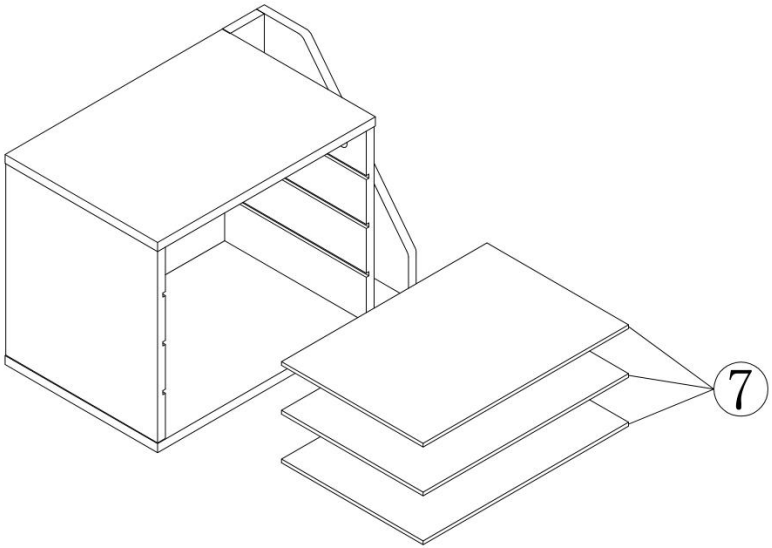

10

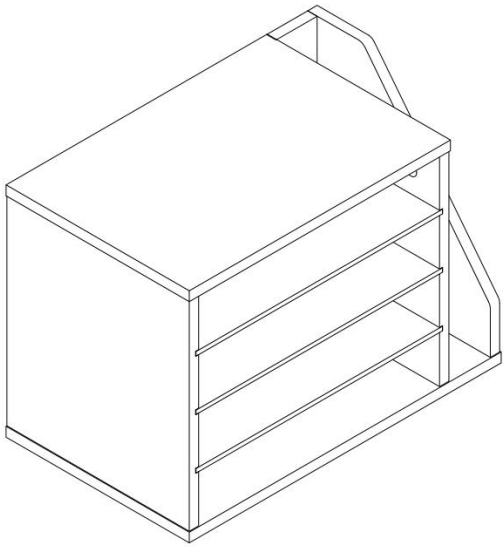

Producent: HUIZHOU ZHIHUI HOME FURNISHING PRODUCTS CO.LTD
Adres: Obszar przemysłowy Yongping, miasto Tonghu, dzielnica Huicheng, miasto Huizhou, Guangdong, Chiny
Importowane do Australii: SIHAO PTY LTD. 1 ROKEVA STREETEASTWOOD NSW 2122 Australia
Importowane do USA: Sanven Technology Ltd. Suite 250, 9166 Anaheim Place, Rancho Cucamonga, CA 91730

EC	REP

E-CrossStu GmbH
Mainzer Landstr.69, 60329 Frankfurt am Main.
e-crossstu@outlook.com Tel.: +49 69332967674

UK	REP

YH CONSULTING LIMITED.
C/O YH Consulting Limited Office 147, Centurion House, London Road, Staines-upon-Thames, Surrey, TW18 4AX
H2YHUK@gmail.com Tel.: +44 07514-677868

VEVOR

Upgrade · The Home Creator Way

LITERATUURORGANISATOREN

GEBRUIKERSHANDLEIDING

MODELNUMMER: ZH646, ZH647

VEVOR
Upgrade · The Home Creator Way

Literature Organizers

MODELNUMMER: ZH646, ZH647

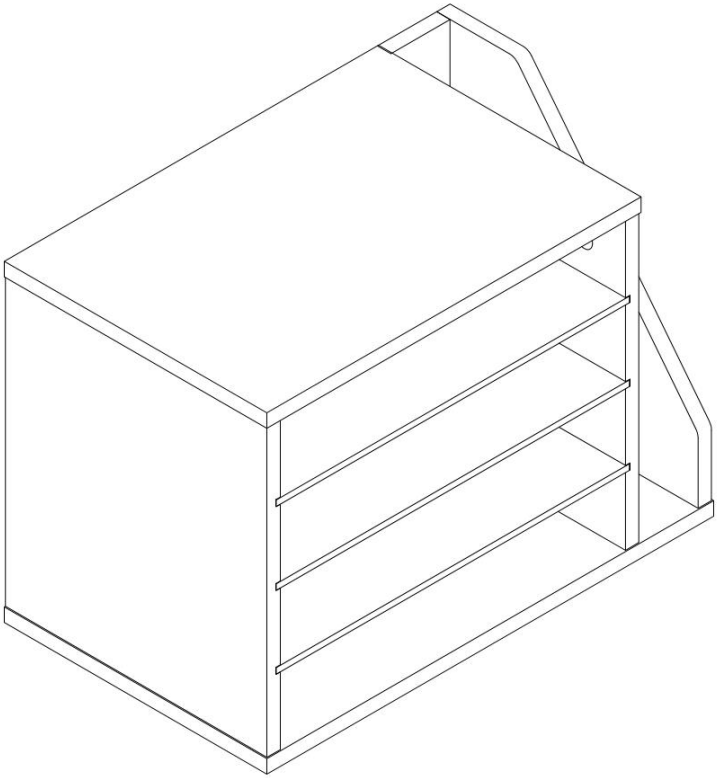

Dit is de originele handleiding. Lees alle instructies in de handleiding zorgvuldig door voordat u het product in gebruik neemt. VEVOR behoudt zich het recht voor om de gebruikershandleiding anders te interpreteren. Het uiterlijk van het product kan afwijken van het product dat u ontvangt. Wij zullen u niet opnieuw informeren over eventuele technologische of software-updates voor ons product.

⚠ WAARSCHUWING:

Lees deze handleiding aandachtig door voordat u het product gebruikt. Het niet nalezen van deze handleiding kan ernstig letsel tot gevolg hebben.

Please read and observe carefully all the assembly instructions before beginning assembly.

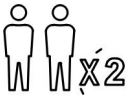

Unit should be assembled by two or more people.

Please do not let your child climb on the product.If you have kids or animals who like to climb, we highly recommend using the wall anchors and brackets/straps that come with the package.

VOORZORGSMAATREGELEN BIJ MONTAGE

49. Monteer het product uitsluitend volgens deze instructies. Onjuiste montage kan gevaarlijke situaties veroorzaken.

50. Draag tijdens de montage een ANSI-goedgekeurde veiligheidsbril en stevige werkhandschoenen.

51. Zorg ervoor dat de montageruimte schoon en goed verlicht is.

52. Houd omstanders uit de buurt tijdens de bijeenkomst.

53. Monteer de onderdelen niet wanneer u moe bent of onder invloed bent van alcohol, drugs of medicijnen.

54. De producteigenschappen gelden alleen voor correct en volledig geassembleerde producten.
55. Monteer de literatuurorganizers op een vlakke, horizontale, harde en gladde ondergrond die ze veilig kan dragen.

56. Raadpleeg voor meer informatie over de onderdelen die op de volgende pagina's worden vermeld, het montageschema in deze handleiding. Pak alle onderdelen uit en sorteer ze in een schone werkruimte.

BEWAAR DEZE INSTRUCTIES

NEEM DE VOORZORGSMAATREGELEN IN ACHT

OM ERNSTIG LETSEL EN OVERLIJDEN DOOR OMKANTELEN TE VOORKOMEN:

25. Dit product is geen speelgoed . Laat kinderen niet met dit artikel spelen en laat ze er niet in de buurt komen.

26. Overschrijd de maximale gewichtslimieten niet voordat u gaat verplaatsen.

27. Gebruik de documentenmap alleen op een vlakke, harde en gladde ondergrond die een volledig gevulde documentenmap veilig kan dragen.

28. Gebruik uitsluitend zoals bedoeld.
Controleer het product voor elk gebruik; gebruik het product niet als onderdelen loszitten of beschadigd zijn.

TECHNICAL SPECIFICATIONS

Model	ZH646	ZH647
Kleur	Zwart	Bruin
Productafmetingen (LxBxH)(mm)	400*235*280	
Nettogewicht (kg)	Ongeveer 4.03	

*Productspecificaties, uiterlijk en ontwerp kunnen zonder voorafgaande kennisgeving worden gewijzigd.

PACKAGE CONTENTS

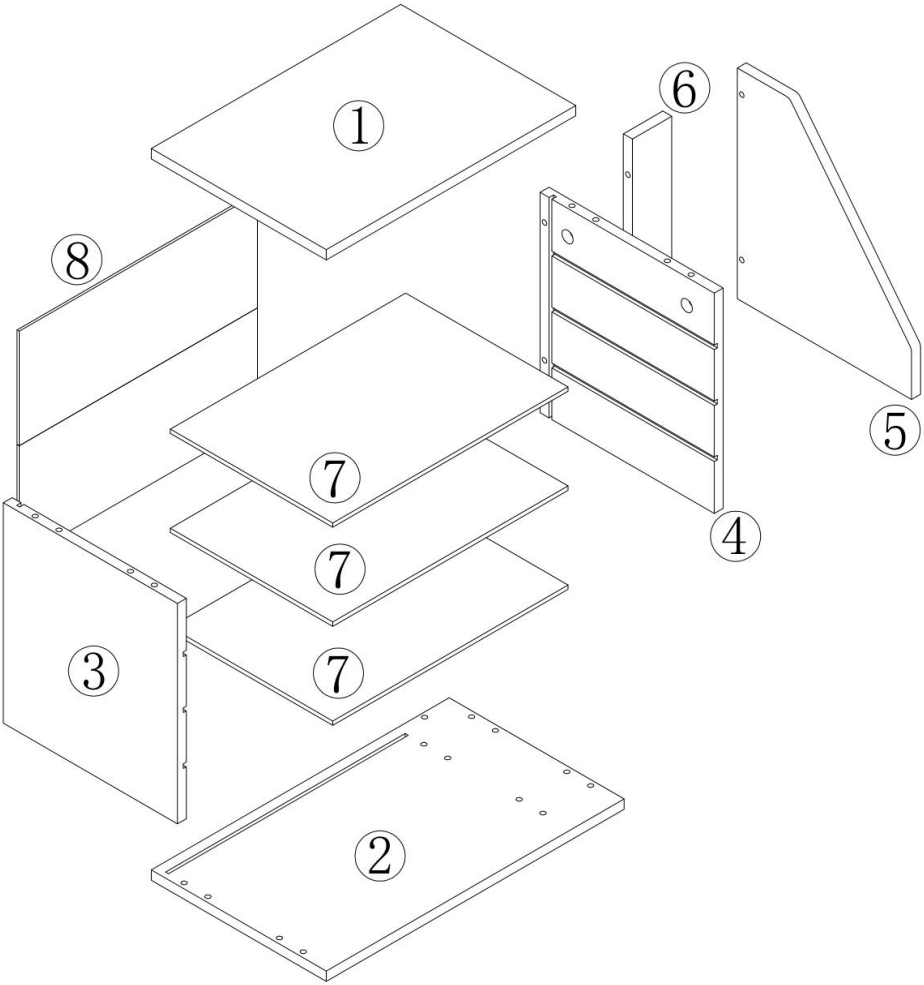

A	X6+1
Ø6X40MM	

B	X6+1
Ø15X9.5MM	

C	X10+2
Ø6X30MM	

D	X9+1
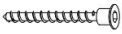	
Ø5X40	

E	X6+1
3.0X16MM	

F	X6+1

G	X4
30X30/T3	

H	X1

I	X1

① x1pc 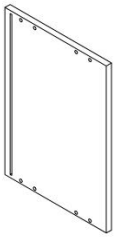	② x1pc 	③ x1pc
④ x1pc	⑤ x1pc 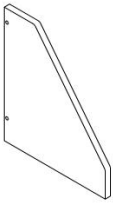	⑥ x1pc
⑦ x3pcs	⑧ x1pc 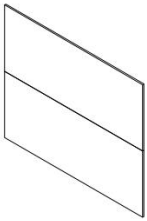	

ASSEMBLY STEPS

1

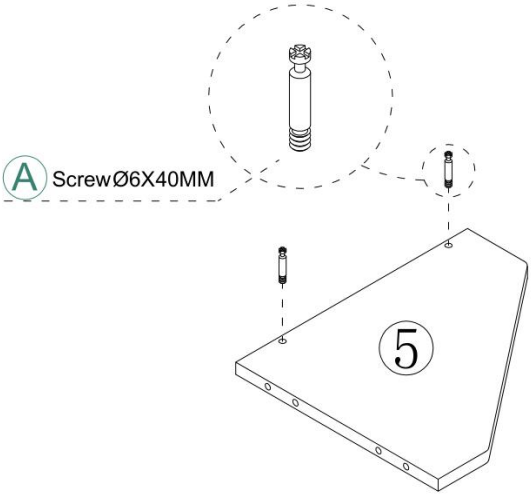

A	X2
Ø6X40MM	

2

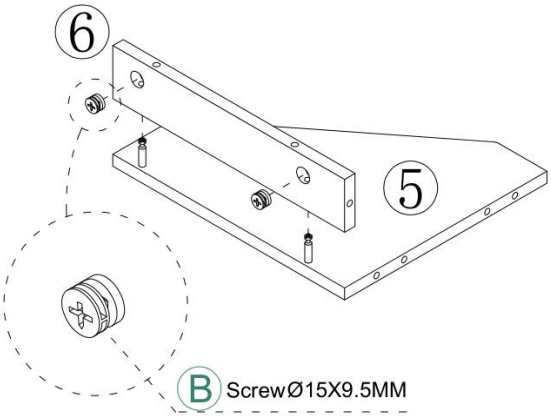

B	X2
Ø15X9.5MM	

3

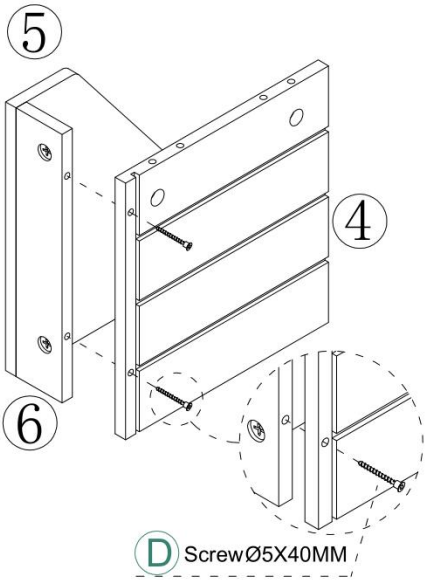

D	X2
Ø5X40MM	

4

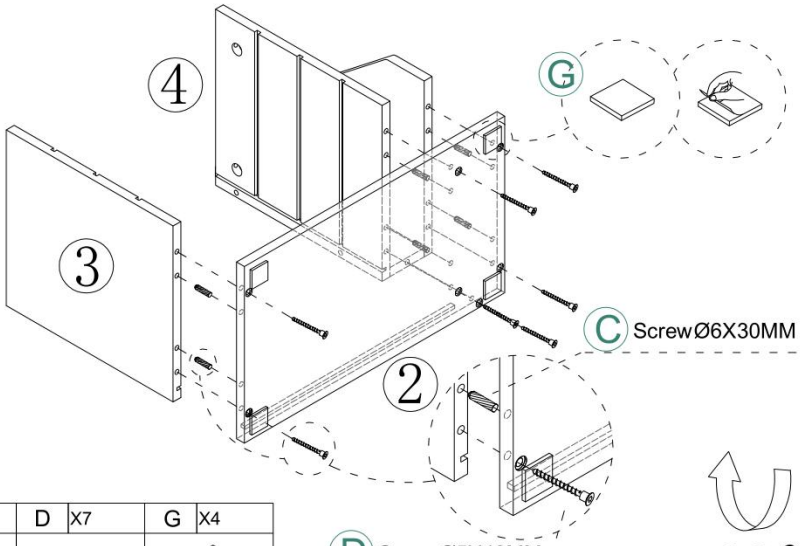

C	X6	D	X7	G	X4
Ø6X30MM		Ø5X40MM		30X30/T3	

5

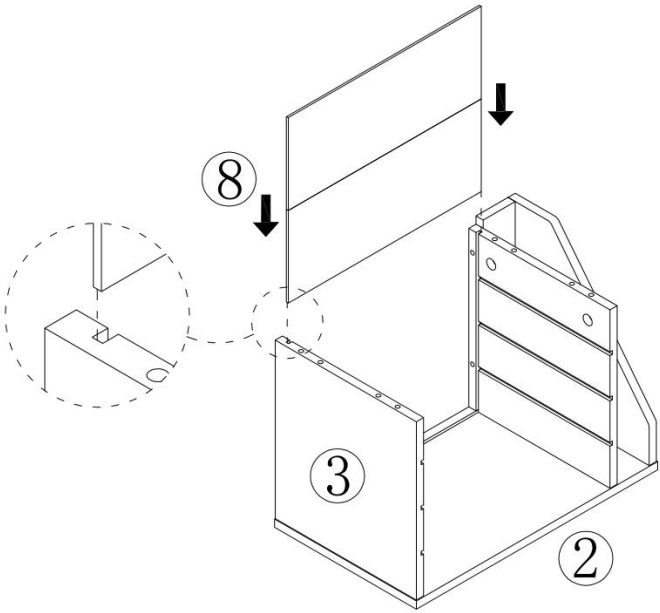

6

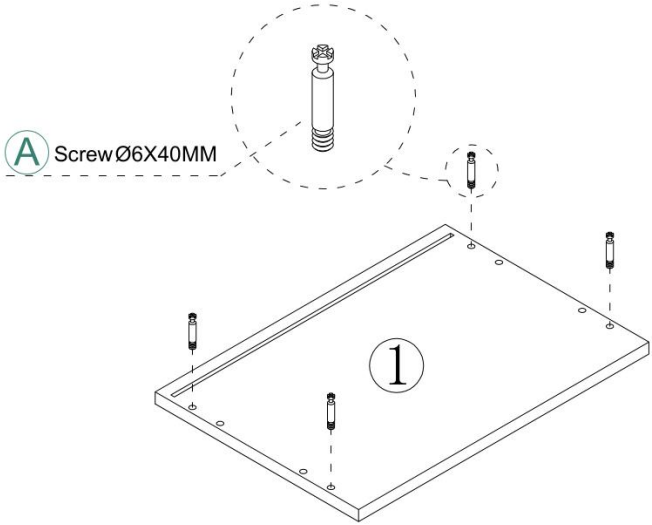

A	X4
Ø6X40MM	

7

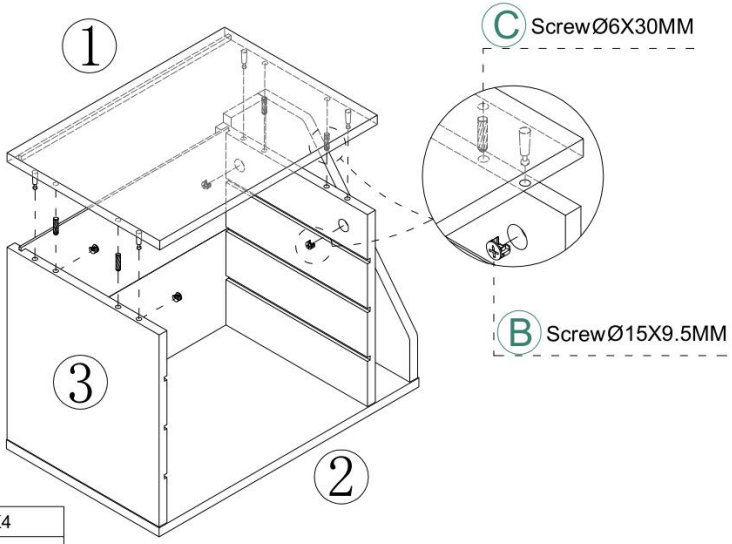

B	X4	C	X4
Ø15X9.5MM		Ø6X30MM	

8

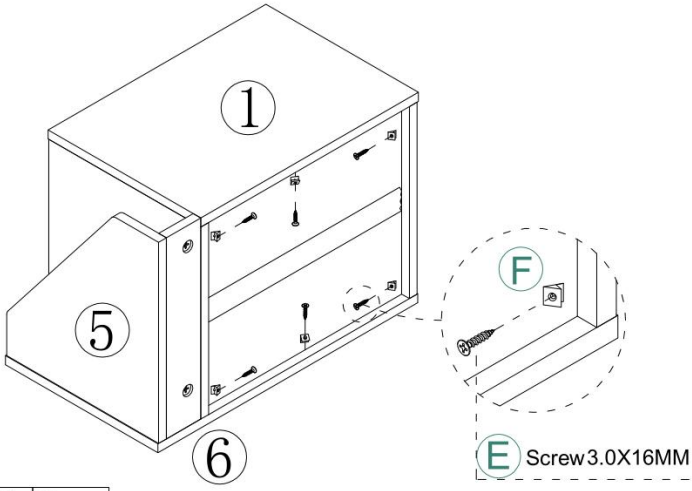

E	X6	F	X6
3.0X16MM			

9

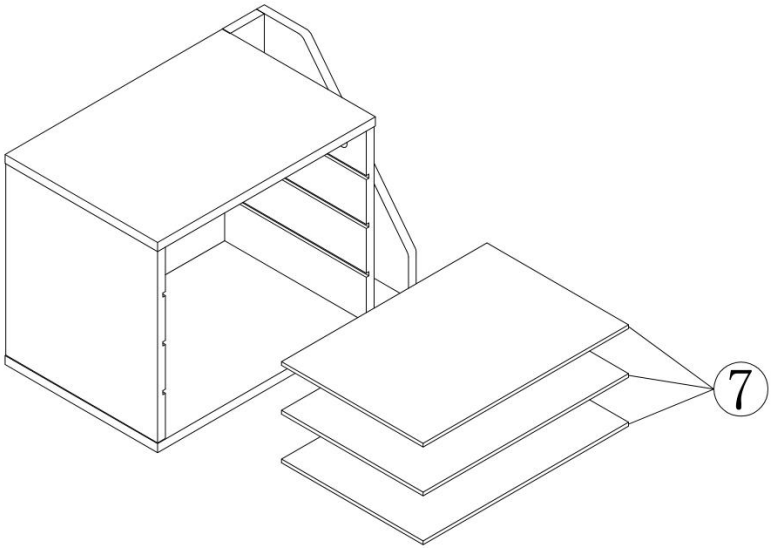

10

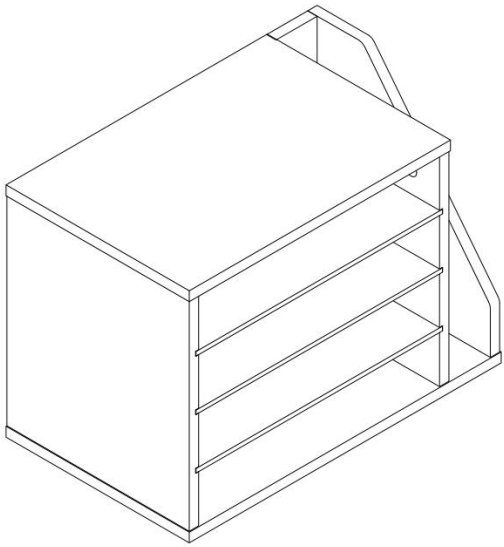

Fabrikant: HUIZHOU ZHIHUI HOME FURNISHING PRODUCTS CO.LTD
Adres: Industriegebied Yongping, plaats Tonghu, district Huicheng, stad Huizhou, Guangdong, China
Geïmporteerd naar Australië: SIHAO PTY LTD. 1 ROKEVA STREET, EASTWOOD NSW 2122 Australië
Geïmporteerd naar de VS: Sanven Technology Ltd. Suite 250, 9166 Anaheim Place, Rancho Cucamonga, CA 91730

EC	REP

E-CrossStu GmbH
Mainzer Landstr.69, 60329 Frankfurt am Main.
e-crossstu@outlook.com Tel.: +49 69332967674

UK	REP

YH CONSULTING LIMITED.
C/O YH Consulting Limited Office 147, Centurion House, London Road, Staines-upon-Thames, Surrey, TW18 4AX
H2YHUK@gmail.com Tel.: +44 07514-677868

VEVOR

Upgrade · The Home Creator Way

LITTERATURORGANISATÖRER

ANVÄNDARMANUAL

MODELLNR.: ZH646, ZH647

VEVOR
Upgrade · The Home Creator Way

Literature Organizers

MODELL NR.: ZH646, ZH647

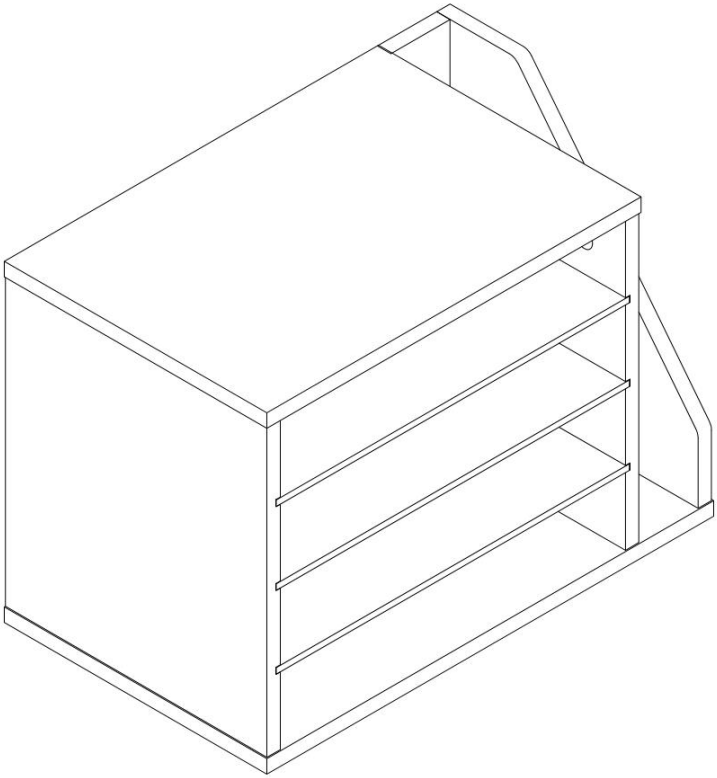

Detta är originalinstruktionerna, vänligen läs alla instruktioner noggrant innan du använder produkten. VEVOR förbehåller sig en tydlig tolkning av vår användarmanual. Produktens utseende ska vara beroende av den produkt du mottagit. Vi ber om ursäkt för att vi inte kommer att informera dig igen om det finns några teknik- eller programuppdateringar för vår produkt.

⚠ VARNING:

Läs noggrant igenom denna manual innan du använder produkten. Underlåtenhet att göra det kan leda till allvarliga skador.

Please read and observe carefully all the assembly instructions before beginning assembly.

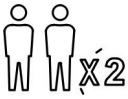

Unit should be assembled by two or more people.

Please do not let your child climb on the product.If you have kids or animals who like to climb, we highly recommend using the wall anchors and brackets/straps that come with the package.

FÖRSIKTIGHETSÅTGÄRDER VID MONTERING

57. Montera endast enligt dessa instruktioner. Felaktig montering kan skapa risker.

58. Använd ANSI-godkända skyddsglasögon och kraftiga arbetshandskar under monteringen.

59. Håll samlingsområdet rent och väl upplyst.

60. Håll åskådare borta från området under monteringen.

61. Montera inte när du är trött eller påverkad av alkohol, droger eller mediciner.

62. Produktegenskaperna gäller endast korrekt och fullständigt monterade produkter.
63. Montera på en plan, jämn, hård och slät yta som säkert kan bära upp litteraturorganisatörerna.

64. För ytterligare information om delarna som listas på följande sidor, se monteringsschemat i denna manual. Packa upp och separera alla delar på en ren arbetsyta.

SPARA DESSA INSTRUKTIONER

ANVÄND FÖRSIKTIGHETSÅTGÄRDER

FÖR ATT FÖRHINDRA ALLVARLIGA SKADOR OCH DÖDSFALL GENOM TIPPNING:

29. Denna produkt är inte en leksak . Låt inte barn leka med eller i närheten av denna produkt.

30. Överskrid inte viktkapaciteten före flyttning.

31. Använd endast på en plan, hård och slät yta som säkert kan bära en fullt laddad litteraturorganisatör.

32. Använd endast som avsett.
Kontrollera före varje användning; använd inte om delar är lösa eller skadade.

TECHNICAL SPECIFICATIONS

Modell	ZH646	ZH647
Färg	Svart	Brun
Produktmått (LxBxH)(mm)	400*235*280	
Nettovikt (kg)	Cirka 4,03	

*Produkter såsom specifikationer, utseende och design kan komma att ändras utan föregående meddelande.

PACKAGE CONTENTS

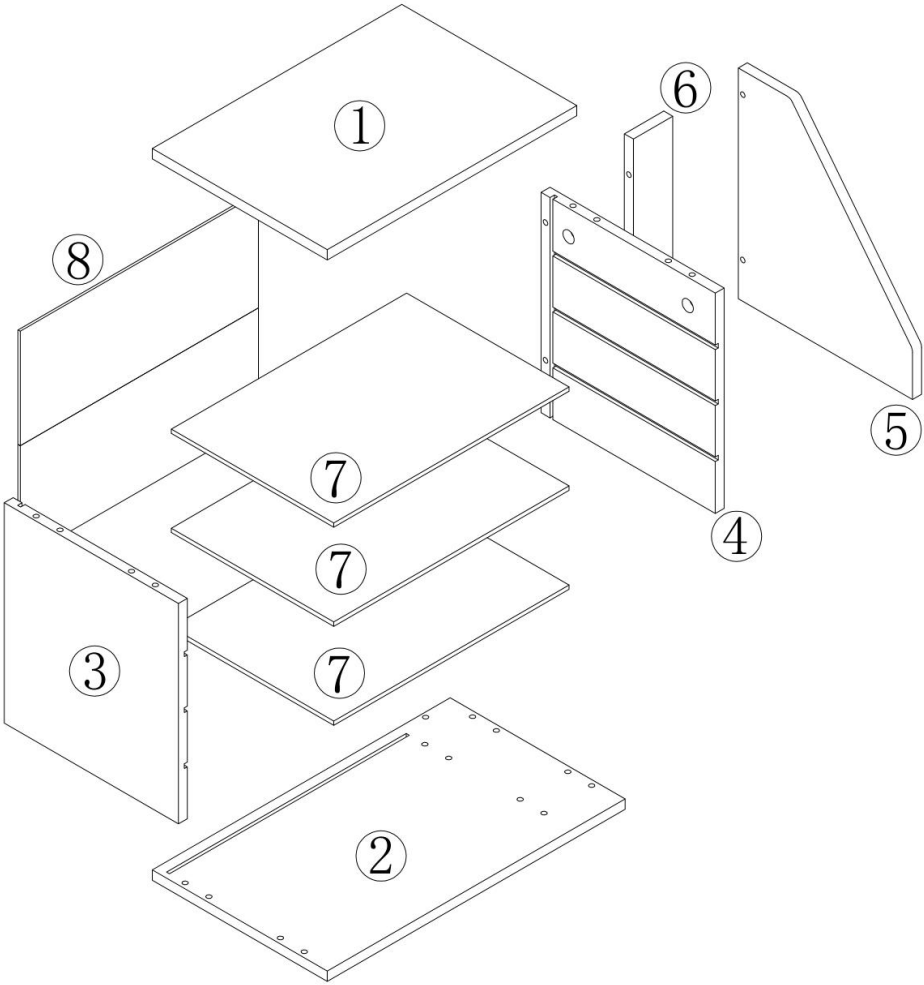

A	X6+1
Ø6X40MM	

B	X6+1
Ø15X9.5MM	

C	X10+2
Ø6X30MM	

D	X9+1
Ø5X40	

E	X6+1
3.0X16MM	

F	X6+1

G	X4
30X30/T3	

H	X1

I	X1

1 x1pc	2 x1pc	3 x1pc
4 x1pc	5 x1pc	6 x1pc
7 x3pcs	8 x1pc	

ASSEMBLY STEPS

1

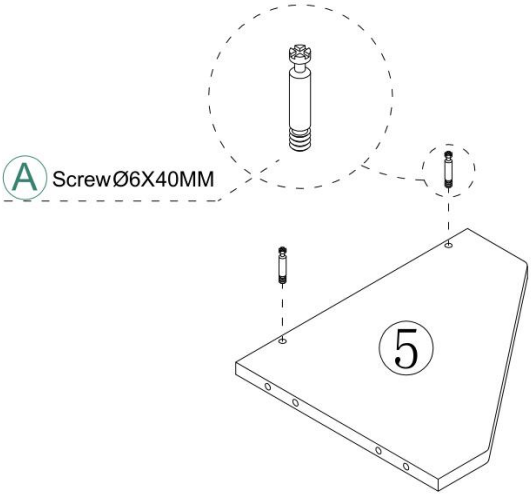

A	X2
Ø6X40MM	

2

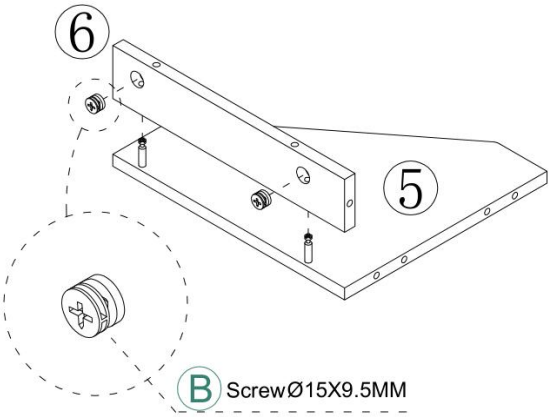

B	X2
Ø15X9.5MM	

3

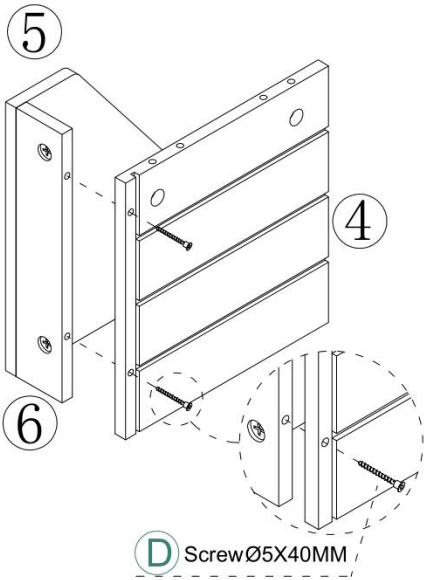

D	X2
Ø5X40MM	

4

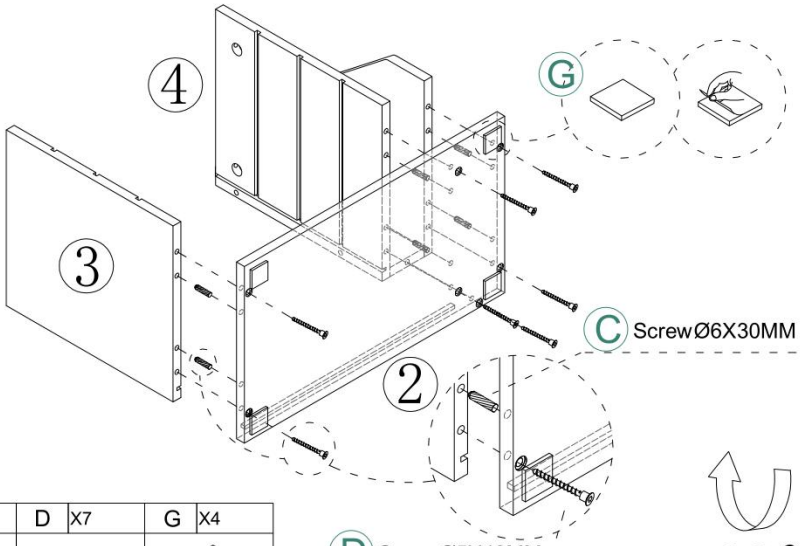

C	X6	D	X7	G	X4
Ø6X30MM		Ø5X40MM		30X30/T3	

5

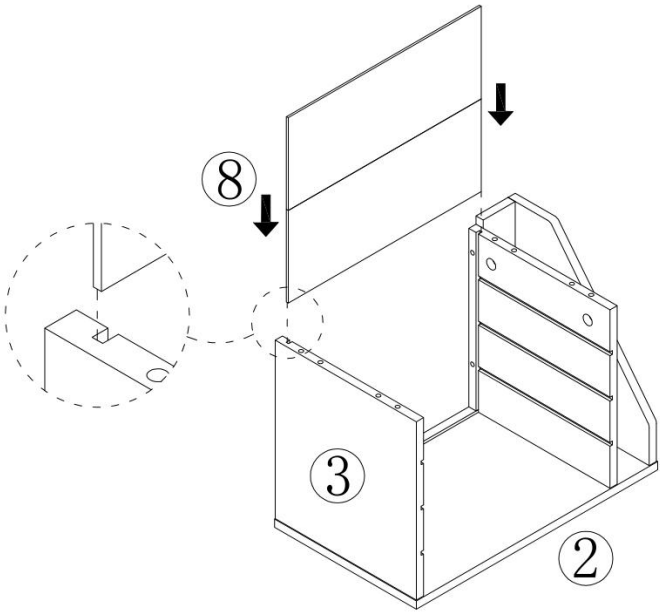

6

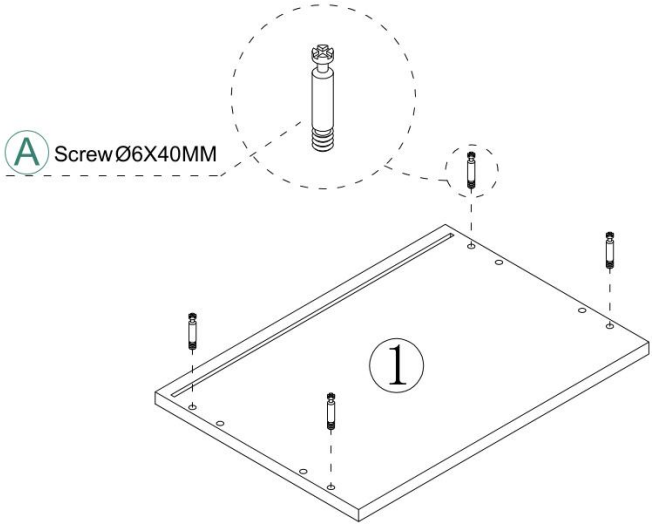

A	X4
Ø6X40MM	

7

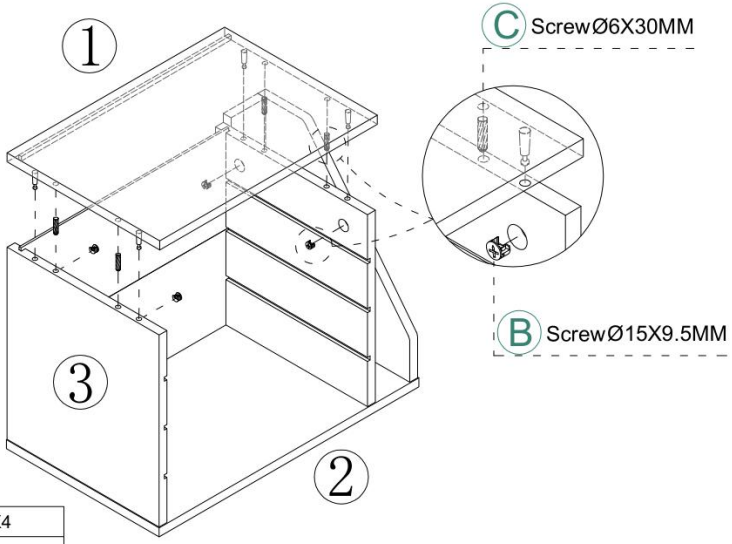

B	X4	C	X4
Ø15X9.5MM		Ø6X30MM	

8

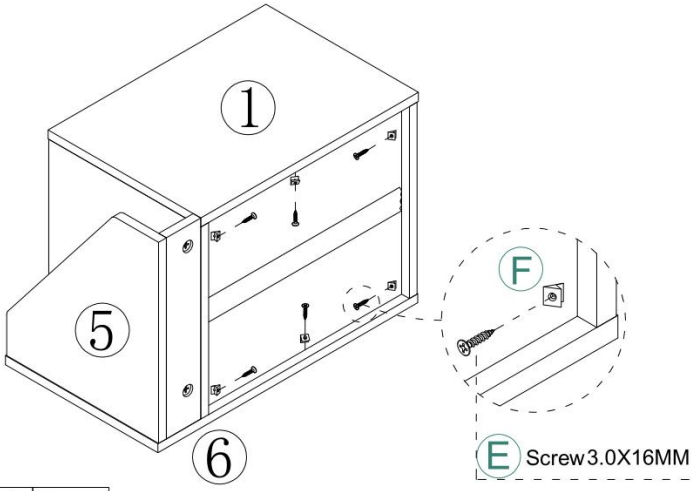

E	X6	F	X6
3.0X16MM			

9

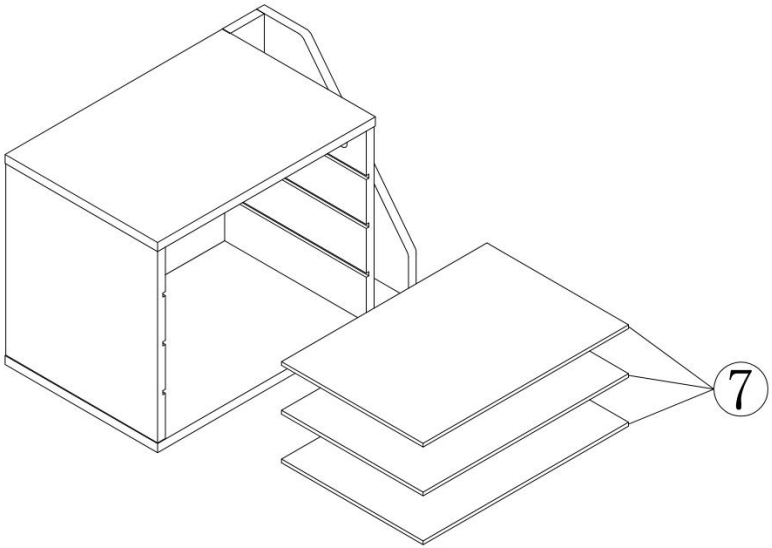

10

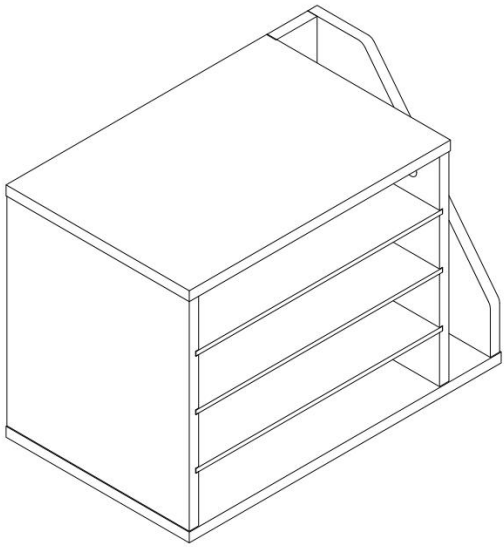

Tillverkare: HUIZHOU ZHIHUI HOME FURNISHING PRODUCTS CO.LTD
Adress: Yongping industriområde, Tonghu stad, Huicheng-distriktet, Huizhou stad, Guangdong, Kina
Importerad till Australien: SIHAO PTY LTD. 1 ROKEVA STREETEASTWOOD NSW 2122 Australien
Importerad till USA: Sanven Technology Ltd. Suite 250, 9166 Anaheim Place, Rancho Cucamonga, CA 91730

EC	REP

E-CrossStu GmbH
Mainzer Landstr.69, 60329 Frankfurt am Main.
e-crossstu@outlook.com Tel.: +49 69332967674

UK	REP

YH CONSULTING LIMITED.
C/O YH Consulting Limited Office 147, Centurion House, London Road, Staines-upon-Thames, Surrey, TW18 4AX
H2YHUK@gmail.com Tel.: +44 07514-677868