





Assembly Instructions

Item No.: F1541, F1542, F1543







Thanks for buying our products.
Please study the diagram before assembling.
(Note. please don't fasten the screws
before attaching all the screws).



PARTS LIST

NO.	DESCRIPTION	Q'ty
A	Seat Frame 	1
B	Chair Back 	1
C	Front Leg 	2

HARDWARE LIST

NO.	DESCRIPTION	Q'ty
D	Flat washer $\Phi 5/16$ 	10
E	Lock washer $\Phi 5/16$ 	10
F	Screw $\Phi 5/16 \times 3.8\text{CM}$ 	2
G	Screw $\Phi 5/16 \times 8.0\text{CM}$ 	4
H	Screw $\Phi 5/16 \times 5.0\text{CM}$ 	4
I	Allen Wrench $5/16"$ 	1

